



casegoods

PRICE GUIDE

convergence

spx

milano

Version: 03.15.24
prices effective April 1, 2024

DeskMakers

revisions

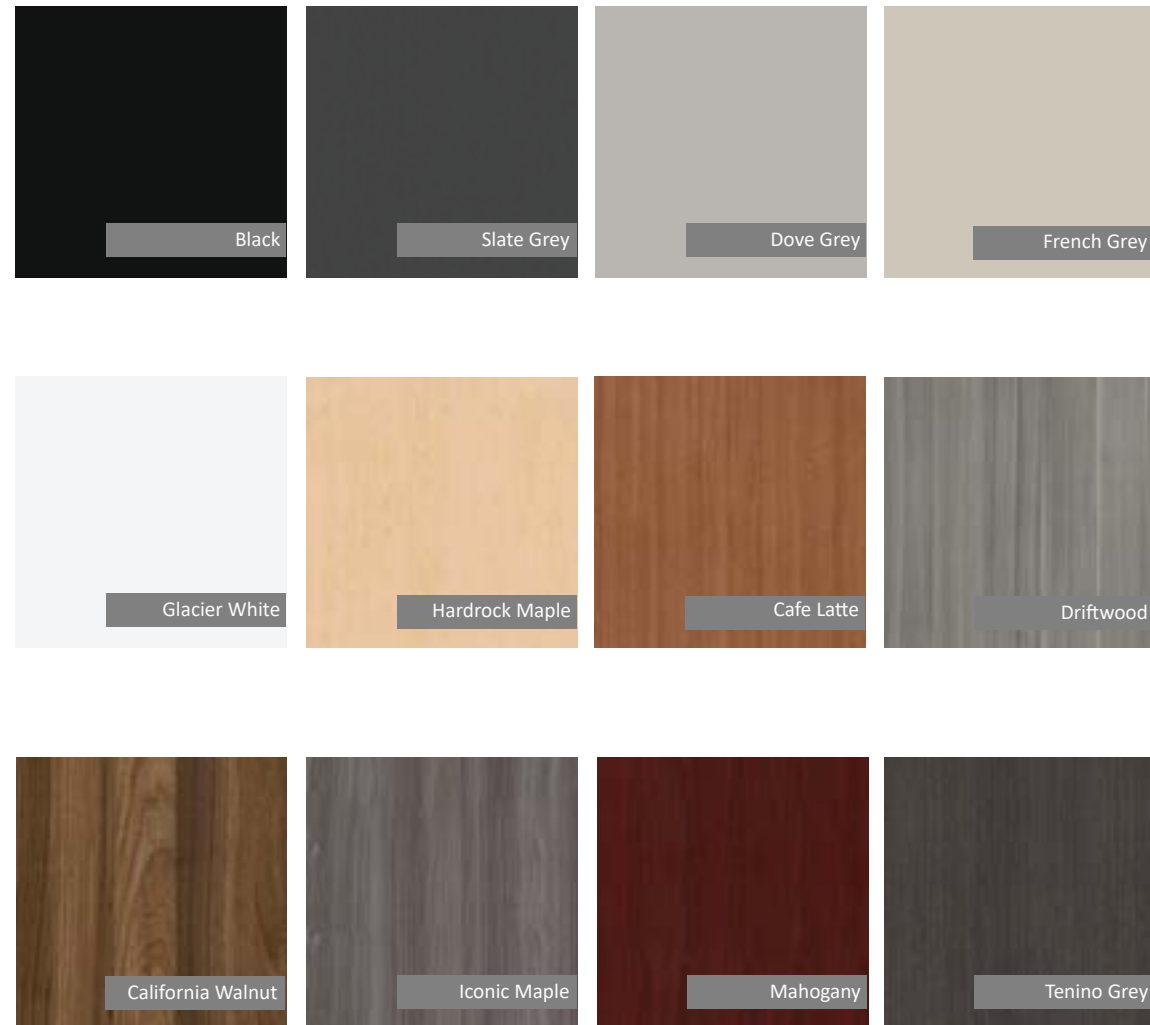
03/01/19	Changed "OP-LOCK-2 to OP-LOCK-ADD"
03/25/19	Added notes to pages 78 and 81
06/01/19	Updated pricing for price increase
06/26/19	Pricing adjusted
07/02/19	Corrected Grommet Pricing
10/24/19	Updated layout and finishes
01/01/21	Updated pricing and finishes
02/04/21	Corrected pricing on SS-FSHLs
03/12/21	Updated wood edge offering
09/01/21	Updated finishes
12/20/21	Updated pricing and finishes
03/31/22	Select price increases and sku updates
04/11/22	Layout fix
08/18/22	Added surcharge note
12/01/22	Updated pricing
05/23/23	Updated pricing (corrections)
10/18/23	Updated finishes
03/15/24	Updated pricing

table of contents

Laminates	4-5
HPL Upcharges	6
Pull Options	7
Edge Profiles and Grain Direction	8-9
Options and Upgrades	10-11
CONVERGENCE	12-107
SPX	108-145
MILANO	146-163
Terms and Conditions	164
Warranty	165


laminate finishes

standard thermofuse laminate (TFL)



Matching 2MM PVC edgebanding is available for all Standard TFL finishes shown here.
For HPL match information please visit deskmakers.com/resources/materials

premium thermofuse laminate (TFL)



Premium TFLs require a 10% upcharge. Add item code OP-TTFL-1.
Matching 2MM PVC edgebanding is available for all Premium TFL finishes shown here.
For HPL match information please visit deskmakers.com/resources/materials

laminates finishes

high pressure laminate (HPL)

Pricing shown in this price list applies only to non-premium HPLs as follows:

- Wilsonart: Solids, Woodgrains, and Abstracts in Matte (-60) finish,
- Formica: Color Portfolio, Woodgrains, and Patterns in Matte (-58) finish
- Pionite: Solids, Woodgrains, and Abstracts in Suede (N) finish
- Arborite: Solids, Woodgrains, Textures and Abstracts in Matte (CA) finish
- Nevamar: Solids, Woodgrains, Stones and Abstracts in ARP (-T) finish

A minimum charge of \$520 net per HPL color will be applied to each order.

Call customer service for pricing for all other HPLs.

Additional lead times required for HPL orders depending on material availability and order complexity.

high pressure laminate (HPL) pricing chart

Most DeskMakers product is made of Thermofuse laminate (TFL). As such, there is an upcharge for ordering product in high pressure laminate (HPL). This upcharge varies based on the product and the size of the HPL order.

Please note that only the portion of the order in HPL will be calculated to determine the level of HPL upcharges.

HPL is always available with DeskMakers standard 2MM edgebanding. Special order matching PVC 2MM edgebanding may be available for orders \$25,000 List or larger, call customer service for pricing.

Product Category	Option Code	HPL UPCHARGE
WORKSURFACES All Shapes <i>Top surface HPL</i>	OP-HPL1-25-??	60%
CASEGOODS Top HPL only, balance TFL	OP-HPL1-1-??	25%
CASEGOODS Entire Unit HPL	OP-HPL1-4-??	120%
CASEGOODS HPL Drawer Fronts only	OP-HPL1-2-??	20%
CASEGOODS Top HPL and HPL Drawer Fronts	OP-HPL1-3-??	30%

pulls

standard pulls

Pulls are included on all drawers and cabinet doors for no upcharge.



101SN



101BL



105SN



115SN



115BL



201SN



125SN*



125BL*

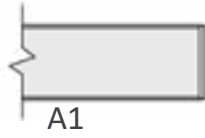


201BL

*The 125SN/BL pull is 7.5" long. On lateral file drawers and larger cabinet doors a longer 12.5" pull in the same style will be used. This may be identified as a "127SN/BL" pull on your acknowledgment.

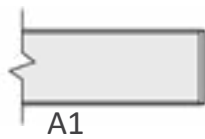
edges

convergence edges



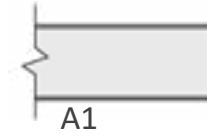
group a
1-1/8" thick top
2mm PVC edge

spx edges

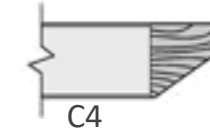


group a
1-1/8" thick top
2mm PVC edge

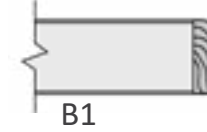
milano edges



group a
1-1/8" thick top
2mm PVC edge



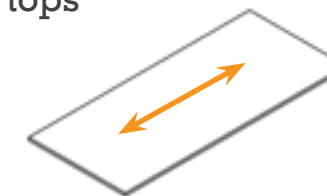
group c
1-1/8" thick top
1-1/8" solid wood edge



group b
1-1/8" thick top
3/8" solid wood edge

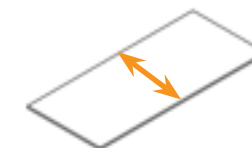
grain direction

desk and credenza tops

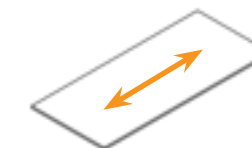


all size tops

return and bridge tops

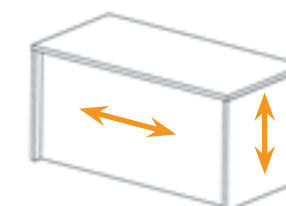


24" to 60" tops



tops over 60"

modesty panels and end panels



all size casegood units

locks

Description	Option Code	Price
Face Lock for a door (per lock core)	OP-LOCK-ADD	\$127
Special keying - specify lock by number (e.g. key alike, key offices differently)	AC-LOCK-###	\$22
Master Key for locks (pedestals or doors)	AC-LOCK-MSTR	\$140
Cam Key to remove lock cores	AC-LOCK-CORE	\$140

pulls

Description	Option Code	Price
Add Pulls to Hutch or Overhead Doors	OP-PULL-25	\$35/pull
Upgrade to Premium Ribbon Pulls	OP-PULL-26	\$91/pull
Replace Hardware Pulls with Side Finger Pulls	OP-PULL-FNGR	143/ped

pedestals and drawers

Description	Option Code	Price
From Box-Box-File to File-File	OP-PEDL-09	No Charge
From Box-Box-File to Box-Box-Box-Box	OP-PEDL-08	\$325
From Box-Box-File or File-File 16"W to Legal Width Box-Box-File or File-File 19"W	OP-PEDL-26	\$711
Add a hinged door to printer or CPU pedestal	OP-DOOR-1	\$415
Reinforce a File Drawer to be used as storage. Max Capacity 150 lbs.	OP-DRWR-STOR	\$133/drawer
Extra rollout/pullout shelf on printer or CPU ped	OP-SHLF-3	\$356

modesty panels and post legs

Description	Option Code	Price
Upgrade 3/4 height modesty panel to full modesty panel on desk, credenza, or return	OP-LMDP-FULL	\$164
Aluminum-Framed Acrylic Modesty Panel for SPX (upgrade)	OP-GMOD-FP	\$1,067
12" High Laminate Modesty Panel for Peninsula Desks and Table Desks	OP-LMDP-12	\$185
12" High Aluminum-Framed Acrylic Modesty Panel for Peninsula Desks	OP-GMOD-12	\$835
Cut regular modesty panel to 10" height	OP-LMDP-10	\$140
Cut full modesty panel to 3/4 height (~19")	OP-LMDP-34	\$140
Upgrade black 3" cylinder post to silver metallic cylinder post (Convergence)	OP-POST-1	\$142
Upgrade inset modesty to Silver Metallic	OP-FMOD-SLV	\$1,061

accessories and additional options

Description	Option Code	Price
Center Drawer -- Black PVC Pencil Drawer (hidden from view, not available on 19" or 24" depths)	AC-CTPD-1	\$237
Center Drawer -- Maple Print with matching Thermofuse Laminate Front	AC-CTPD-2	\$534
Keyboard Pullout Tray 14"D x 22"W matching laminate	AC-KYBT-ML22	\$215
Keyboard Pullout Tray 14"D x 28"W matching laminate	AC-KYBT-ML28	\$247
Keyboard Pullout Tray 14"D x 22"W black laminate	AC-KYBT-BL22	\$159
Keyboard Pullout Tray 14"D x 28"W black laminate	AC-KYBT-BL28	\$194
Grommet -- standard 2.5" black grommet, must specify location	OP-GROM-1	\$54
Grommet -- premium 2.5" stainless steel grommet, must specify location	OP-GROM-6	\$75
Switch from standard black grommet to 2.5" stainless steel grommet	OP-GROM-BLSS	\$38
Utility shelf/purse shelf inside modesty panel	OP-SHLF-1	\$224
Extra shelf on any hutch, bookcase or storage cabinet	OP-SHLF-2	\$185
Refrigerator option for storage credenza, no base, false toe kick.	OP-RFGR-1	\$766
Add a Closet Rod to Storage Cabinet.	OP-CLRD	\$106
Option for No Doors on Storage Cabinet or Overhead (Pilot Holes Visible)	OP-DOOR-NO	\$178
Add Silver Metallic, White, or Black Reveal below worksurface or top	OP-REVL	\$356
Round corners of top only with 4" radius (SS-TOPs and peninsula desks only)	OP-EDGE-RND	\$178

cut charges

Description	Option Code	Price
One Cut -- length only for desks, returns, bridges, and credenzas	OP-CUT1	\$140
12"x12" Cut-out for Wire Access. For 1 1/8" or 3/4" panels on Storage Units only.	OP-CUT1-12	\$356
Minimum CNC Programming Charge for Complex Cuts (actual will vary)	OP-ENGN-01	\$694

- For cuts on bookcases, hutches, special pedestals, or complex cuts, contact Customer Service for a quote.

cartoning and storage

Description	Option Code	Price
Full Cartoning without pallet*	OP-SHIP-CRTN-1	10%
Cartoning plus Strapping to Pallet*	OP-SHIP-CRTN-2	12%
Storage charges -- implemented 1 week after originally agreed ship date	OP-STRG-1	2%/week pro-rated

*Cartoning is only charged on orders that would normally have shipped blanket-wrapped but for which cartoning is required by customer. Contact customer service or your DeskMakers sales representative for more information.

Convergence



details

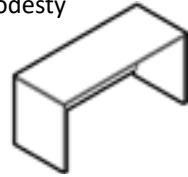
- 1-1/8" thick thermofuse laminate (TFL) tops and end panels for strength and durability.
- 2mm PVC edgebanding.
- Combine up to two finishes on a single unit at no additional charge. See pages 4-6 for laminate finish options.
- Wood grain on tops runs from side to side on returns and bridges, up to 60", to match desk and credenza tops. Grain runs horizontally on modesty panels.
- Drawers with 46mm height ball bearing extension slides for smooth and instant access to all contents.
- Maple print drawer interiors standard. Solid wood drawer interior upgrade available.
- Core removable face locks standard on pedestals, lateral files and file centers. Locks optional on all units with hinged doors, such as hutches and storage cabinets.
- Hardware pulls standard on all drawers. If no pull is specified, 101-BL will be provided. See page 7 for complete selection of pulls.
- Adjustable leveling glides on all units, except hutches and overheads.
- Custom sizes and configurations may be available. Please contact quoting department for pricing.

table of contents

Laminates	4-5
HPL Upcharges	6
Pull Options	7
Edge Profiles and Grain Direction	8-9
Options and Upgrades	10-11
Desk Units	14-45
Corner Units	46-47
Return Units	48-54
Bridge Units	55
Credenza Units	56-68
Tops Only	69
Storage Pedestals	70-73
Lateral Filing Cabinets	74-75
Bookcases	76-79
Storage Cabinets	80-89
Hutch Units	90-98
Wall Mounted Overheads	99-107
Terms and Conditions	164
Warranty	165

Desk Shell

3/4 Height Modesty

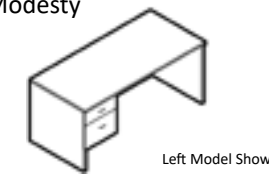


Model Number	Depth	Width	Height	
SS-DSHL-2430-A1	24	30	29	\$741
SS-DSHL-2436-A1	24	36	29	\$751
SS-DSHL-2442-A1	24	42	29	\$759
SS-DSHL-2448-A1	24	48	29	\$772
SS-DSHL-2454-A1	24	54	29	\$796
SS-DSHL-2460-A1	24	60	29	\$801
SS-DSHL-2466-A1	24	66	29	\$932
SS-DSHL-2472-A1	24	72	29	\$991
SS-DSHL-2478-A1	24	78	29	\$1,168
SS-DSHL-2484-A1	24	84	29	\$1,347
SS-DSHL-3042-A1	30	42	29	\$759
SS-DSHL-3048-A1	30	48	29	\$779
SS-DSHL-3054-A1	30	54	29	\$801
SS-DSHL-3060-A1	30	60	29	\$811
SS-DSHL-3066-A1	30	66	29	\$938
SS-DSHL-3072-A1	30	72	29	\$1,000
SS-DSHL-3078-A1	30	78	29	\$1,230
SS-DSHL-3084-A1	30	84	29	\$1,454
SS-DSHL-3660-A1	36	60	29	\$1,010
SS-DSHL-3666-A1	36	66	29	\$1,019
SS-DSHL-3672-A1	36	72	29	\$1,033
SS-DSHL-3678-A1	36	78	29	\$1,330
SS-DSHL-3684-A1	36	84	29	\$1,757

- 3/4 height modesty panel except 78" and above which have full modesty panels.
- Modesty panel inset 1/8" for 24" deep units, 5" for 30" deep units, and 10" for 36" deep units.
- For full modesty panel, add OP-LMDP-FULL for \$164.
- For optional foot purse shelf, add OP-SHLF-1 for \$224.
- See pages 70-73 for pedestals.

Single Pedestal Desk - Box/File Ped

3/4 Height Modesty

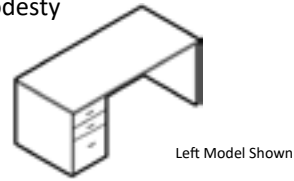


Model Number	Depth	Width	Height	
Left Model Right Model				
SS-SPD1-2442-L-A1 SS-SPD1-2442-R-A1	24	42	29	\$1,545
SS-SPD1-2448-L-A1 SS-SPD1-2448-R-A1	24	48	29	\$1,556
SS-SPD1-2454-L-A1 SS-SPD1-2454-R-A1	24	54	29	\$1,571
SS-SPD1-2460-L-A1 SS-SPD1-2460-R-A1	24	60	29	\$1,587
SS-SPD1-2466-L-A1 SS-SPD1-2466-R-A1	24	66	29	\$1,732
SS-SPD1-2472-L-A1 SS-SPD1-2472-R-A1	24	72	29	\$1,792
SS-SPD1-2478-L-A1 SS-SPD1-2478-R-A1	24	78	29	\$1,985
SS-SPD1-2484-L-A1 SS-SPD1-2484-R-A1	24	84	29	\$2,182
SS-SPD1-3048-L-A1 SS-SPD1-3048-R-A1	30	48	29	\$1,564
SS-SPD1-3060-L-A1 SS-SPD1-3060-R-A1	30	60	29	\$1,597
SS-SPD1-3066-L-A1 SS-SPD1-3066-R-A1	30	66	29	\$1,739
SS-SPD1-3072-L-A1 SS-SPD1-3072-R-A1	30	72	29	\$1,804
SS-SPD1-3078-L-A1 SS-SPD1-3078-R-A1	30	78	29	\$2,049
SS-SPD1-3084-L-A1 SS-SPD1-3084-R-A1	30	84	29	\$2,274
SS-SPD1-3660-L-A1 SS-SPD1-3660-R-A1	36	60	29	\$1,813
SS-SPD1-3666-L-A1 SS-SPD1-3666-R-A1	36	66	29	\$1,825
SS-SPD1-3672-L-A1 SS-SPD1-3672-R-A1	36	72	29	\$1,834
SS-SPD1-3678-L-A1 SS-SPD1-3678-R-A1	36	78	29	\$2,159
SS-SPD1-3684-L-A1 SS-SPD1-3684-R-A1	36	84	29	\$2,623

- 3/4 height modesty panel except 78" and above which have full modesty panels.
- Modesty panel inset 1/8" for 24" deep units, 5" for 30" deep units, and 10" for 36" deep units.
- For full modesty panel, add OP-LMDP-FULL for \$164.
- For optional foot purse shelf, add OP-SHLF-1 for \$224.

Single Pedestal Desk - Box/Box/File Ped

Full Height Modesty



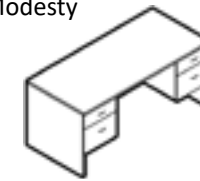
Left Model Shown

Model Number	Depth	Width	Height		
Left Model	Right Model				
SS-SPD2-2442-L-A1	SS-SPD2-2442-R-A1	24	42	29	\$1,609
SS-SPD2-2448-L-A1	SS-SPD2-2448-R-A1	24	48	29	\$1,619
SS-SPD2-2454-L-A1	SS-SPD2-2454-R-A1	24	54	29	\$1,634
SS-SPD2-2460-L-A1	SS-SPD2-2460-R-A1	24	60	29	\$1,650
SS-SPD2-2466-L-A1	SS-SPD2-2466-R-A1	24	66	29	\$1,795
SS-SPD2-2472-L-A1	SS-SPD2-2472-R-A1	24	72	29	\$1,854
SS-SPD2-2478-L-A1	SS-SPD2-2478-R-A1	24	78	29	\$2,049
SS-SPD2-2484-L-A1	SS-SPD2-2484-R-A1	24	84	29	\$2,244
SS-SPD2-3048-L-A1	SS-SPD2-3048-R-A1	30	48	29	\$1,626
SS-SPD2-3060-L-A1	SS-SPD2-3060-R-A1	30	60	29	\$1,660
SS-SPD2-3066-L-A1	SS-SPD2-3066-R-A1	30	66	29	\$1,802
SS-SPD2-3072-L-A1	SS-SPD2-3072-R-A1	30	72	29	\$1,868
SS-SPD2-3078-L-A1	SS-SPD2-3078-R-A1	30	78	29	\$2,111
SS-SPD2-3084-L-A1	SS-SPD2-3084-R-A1	30	84	29	\$2,338
SS-SPD2-3660-L-A1	SS-SPD2-3660-R-A1	36	60	29	\$1,877
SS-SPD2-3666-L-A1	SS-SPD2-3666-R-A1	36	66	29	\$1,889
SS-SPD2-3672-L-A1	SS-SPD2-3672-R-A1	36	72	29	\$1,897
SS-SPD2-3678-L-A1	SS-SPD2-3678-R-A1	36	78	29	\$2,221
SS-SPD2-3684-L-A1	SS-SPD2-3684-R-A1	36	84	29	\$2,686

- Modesty panel inset 1/8" for 24" deep units, 5" for 30" deep units, and 10" for 36" deep units.
- For optional foot purse shelf, add OP-SHLF-1 for \$224.
- Add OP-PEDL-09 to switch Box-Box-File Pedestal to File-File pedestal for no charge.

Double Pedestal Desk - Box/File Ped

3/4 Height Modesty

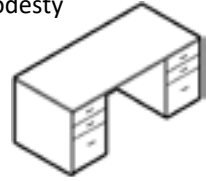


Model Number	Depth	Width	Height	
SS-DPD1-3060-A1	30	60	29	\$2,192
SS-DPD1-3066-A1	30	66	29	\$2,452
SS-DPD1-3072-A1	30	72	29	\$2,505
SS-DPD1-3078-A1	30	78	29	\$2,788
SS-DPD1-3084-A1	30	84	29	\$3,149
SS-DPD1-3666-A1	36	66	29	\$2,538
SS-DPD1-3672-A1	36	72	29	\$2,559
SS-DPD1-3678-A1	36	78	29	\$2,870
SS-DPD1-3684-A1	36	84	29	\$3,282

- 3/4 height modesty panel except 78" and above which have full modesty panels.
- Modesty panel inset 1/8" for 24" deep units, 5" for 30" deep units, and 10" for 36" deep units.
- For full modesty panel, add OP-LMDP-FULL for \$164.
- For optional foot purse shelf, add OP-SHLF-1 for \$224.

Double Pedestal Desk - Box/Box/File Ped

Full Height Modesty

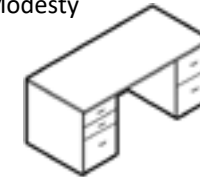


Model Number	Depth	Width	Height	
SS-DPD2-3060-A1	30	60	29	\$2,318
SS-DPD2-3066-A1	30	66	29	\$2,577
SS-DPD2-3072-A1	30	72	29	\$2,631
SS-DPD2-3078-A1	30	78	29	\$2,914
SS-DPD2-3084-A1	30	84	29	\$3,275
SS-DPD2-3666-A1	36	66	29	\$2,662
SS-DPD2-3672-A1	36	72	29	\$2,684
SS-DPD2-3678-A1	36	78	29	\$2,996
SS-DPD2-3684-A1	36	84	29	\$3,407

- Modesty panel inset 1/8" for 24" deep units, 5" for 30" deep units, and 10" for 36" deep units.
- For optional foot purse shelf, add OP-SHLF-1 for \$224.
- Add OP-PEDL-09 to switch Box-Box-File Pedestal to File-File pedestal for no charge.

Double Pedestal Desk - Box/Box/File Ped Left, File/File Ped Right

Full Height Modesty

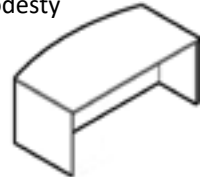


Model Number	Depth	Width	Height	
SS-DPD3-3060-A1	30	60	29	\$2,318
SS-DPD3-3066-A1	30	66	29	\$2,577
SS-DPD3-3072-A1	30	72	29	\$2,631
SS-DPD3-3078-A1	30	78	29	\$2,914
SS-DPD3-3084-A1	30	84	29	\$3,275
SS-DPD3-3666-A1	36	66	29	\$2,662
SS-DPD3-3672-A1	36	72	29	\$2,684
SS-DPD3-3678-A1	36	78	29	\$2,996
SS-DPD3-3684-A1	36	84	29	\$3,407

- Modesty panel inset 1/8" for 24" deep units, 5" for 30" deep units, and 10" for 36" deep units.
- For optional foot purse shelf, add OP-SHLF-1 for \$224.

Fantop Desk Shell

Full Height Modesty

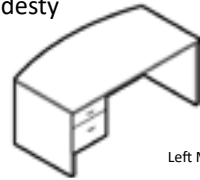


Model Number	Depth	Width	Height	
SS-FSHL-3066-A1	30-36	66	29	\$1,272
SS-FSHL-3072-A1	30-36	72	29	\$1,332
SS-FSHL-3672-A1	36-42	72	29	\$1,364
SS-FSHL-3678-A1	36-42	78	29	\$1,665

- Fantop adds 6" to workspace depth at center.
- Modesty panel inset 1/8" for 24" deep units, 5" for 30" deep units, and 10" for 36" deep units.
- For optional foot purse shelf, add OP-SHLF-1 for \$224.
- See pages 70-73 for pedestals.

Single Pedestal Fantop Desk - Box/File Ped

3/4 Height Modesty



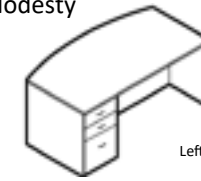
Left Model Shown

Model Number	Depth	Width	Height		
Left Model	Right Model				
SS-SPF1-3066-L-A1	SS-SPF1-3066-R-A1	30-36	66	29	\$2,062
SS-SPF1-3072-L-A1	SS-SPF1-3072-R-A1	30-36	72	29	\$2,125
SS-SPF1-3672-L-A1	SS-SPF1-3672-R-A1	36-42	72	29	\$2,157
SS-SPF1-3678-L-A1	SS-SPF1-3678-R-A1	36-42	78	29	\$2,481

- Fantop adds 6" to workspace depth at center.
- Modesty panel inset 1/8" for 24" deep units, 5" for 30" deep units, and 10" for 36" deep units.
- For full modesty panel, add OP-LMDP-FULL for \$164.
- For optional foot purse shelf, add OP-SHLF-1 for \$224.

Single Pedestal Fantop Desk - Box/Box/File Ped

Full Height Modesty



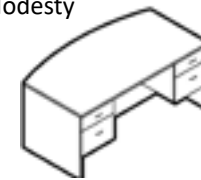
Left Model Shown

Model Number	Depth	Width	Height		
Left Model	Right Model				
SS-SPF2-3066-L-A1	SS-SPF2-3066-R-A1	30-36	66	29	\$2,125
SS-SPF2-3072-L-A1	SS-SPF2-3072-R-A1	30-36	72	29	\$2,187
SS-SPF2-3672-L-A1	SS-SPF2-3672-R-A1	36-42	72	29	\$2,219
SS-SPF2-3678-L-A1	SS-SPF2-3678-R-A1	36-42	78	29	\$2,544

- Fantop adds 6" to workspace depth at center.
- Modesty panel inset 1/8" for 24" deep units, 5" for 30" deep units, and 10" for 36" deep units.
- For optional foot purse shelf, add OP-SHLF-1 for \$224.
- Add OP-PEDL-09 to switch Box-Box-File Pedestal to File-File pedestal for no charge.

Double Pedestal Fantop Desk - Box/File Ped

3/4 Height Modesty

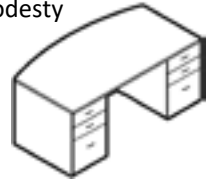


Model Number	Depth	Width	Height	
SS-DPF1-3066-A1	30-36	66	29	\$2,777
SS-DPF1-3072-A1	30-36	72	29	\$2,826
SS-DPF1-3672-A1	36-42	72	29	\$2,882
SS-DPF1-3678-A1	36-42	78	29	\$3,193

- Fantop adds 6" to workspace depth at center.
- Modesty panel inset 1/8" for 24" deep units, 5" for 30" deep units, and 10" for 36" deep units.
- For full modesty panel, add OP-LMDP-FULL for \$164.
- For optional foot purse shelf, add OP-SHLF-1 for \$224.

Double Pedestal Fantop Desk - Box/Box/File Ped

Full Height Modesty

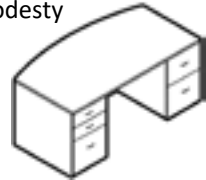


Model Number	Depth	Width	Height	
SS-DPF2-3066-A1	30-36	66	29	\$2,902
SS-DPF2-3072-A1	30-36	72	29	\$2,951
SS-DPF2-3672-A1	36-42	72	29	\$3,006
SS-DPF2-3678-A1	36-42	78	29	\$3,318

- Fantop adds 6" to workspace depth at center.
- Modesty panel inset 1/8" for 24" deep units, 5" for 30" deep units, and 10" for 36" deep units.
- For optional foot purse shelf, add OP-SHLF-1 for \$224.
- Add OP-PEDL-09 to switch Box-Box-File Pedestal to File-File pedestal for no charge.

Double Pedestal Fantop Desk - Box/Box/File Ped Left, File/File Ped Right

Full Height Modesty

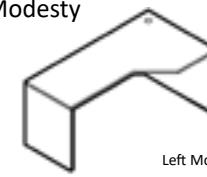


Model Number	Depth	Width	Height	
SS-DPF3-3066-A1	30-36	66	29	\$2,902
SS-DPF3-3072-A1	30-36	72	29	\$2,951
SS-DPF3-3672-A1	36-42	72	29	\$3,006
SS-DPF3-3678-A1	36-42	78	29	\$3,318

- Fantop adds 6" to workspace depth at center.
- Modesty panel inset 1/8" for 24" deep units, 5" for 30" deep units, and 10" for 36" deep units.
- For optional foot purse shelf, add OP-SHLF-1 for \$224.

Compudesk Shell

3/4 Height Modesty



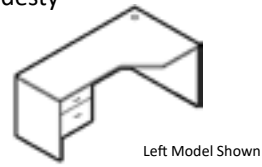
Left Model Shown

Model Number	Depth	Width	Height		
Left Model	Right Model				
SS-CKH2-3660-L-A1	SS-CKH2-3660-R-A1	24-36-24	60	29	\$1,092
SS-CKH2-3666-L-A1	SS-CKH2-3666-R-A1	24-36-24	66	29	\$1,111
SS-CKH2-3672-L-A1	SS-CKH2-3672-R-A1	24-36-24	72	29	\$1,119
SS-CKH2-3678-L-A1	SS-CKH2-3678-R-A1	24-36-24	78	29	\$1,259
SS-CKH2-4272-L-A1	SS-CKH2-4272-R-A1	24-42-24	72	29	\$1,321
SS-CKH2-4278-L-A1	SS-CKH2-4278-R-A1	24-42-24	78	29	\$1,560
SS-CKH5-4272-L-A1	SS-CKH5-4272-R-A1	30-42-24	72	29	\$1,487
SS-CKH5-4278-L-A1	SS-CKH5-4278-R-A1	30-42-24	78	29	\$1,730

- NOTE: Left model has extended corner on the *right*.
- CKH2 has 24" for both workspace depth & return connect depth.
- CKH5 has 30" workspace depth and 24" return connect depth.
- Wire Grommet standard.
- Modesty panel flush with top on approach side for CKH2. Modesty panel inset 6" on CKH5.
- For full modesty panel, add OP-LMDP-FULL for \$164.
- For optional foot purse shelf, add OP-SHLF-1 for \$224.

Compudesk - Box/File Ped

3/4 Height Modesty



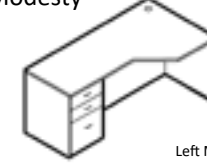
Left Model Shown

Model Number	Depth	Width	Height		
Left Model	Right Model				
SS-CSK2-3666-L-A1	SS-CSK2-3666-R-A1	24-36-24	66	29	\$1,773
SS-CSK2-3672-L-A1	SS-CSK2-3672-R-A1	24-36-24	72	29	\$1,786
SS-CSK2-3678-L-A1	SS-CSK2-3678-R-A1	24-36-24	78	29	\$1,924
SS-CSK2-4272-L-A1	SS-CSK2-4272-R-A1	24-42-24	72	29	\$1,985
SS-CSK2-4278-L-A1	SS-CSK2-4278-R-A1	24-42-24	78	29	\$2,224
SS-CSK5-4272-L-A1	SS-CSK5-4272-R-A1	30-42-24	72	29	\$2,152
SS-CSK5-4278-L-A1	SS-CSK5-4278-R-A1	30-42-24	78	29	\$2,394

- NOTE: Left model has extended corner on the *right*.
- CSK2 has 24" for both workspace depth & return connect depth.
- CSK5 has 30" workspace depth and 24" return connect depth.
- Wire Grommet standard.
- Modesty panel flush with top on approach side for CSK2. Modesty panel inset 6" on CSK5.
- For full modesty panel, add OP-LMDP-FULL for \$164.
- For optional foot purse shelf, add OP-SHLF-1 for \$224.

Compudesk - Box/Box/File Ped

Full Height Modesty



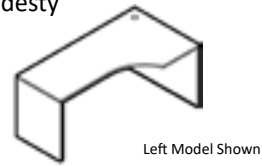
Left Model Shown

Model Number	Depth	Width	Height		
Left Model	Right Model				
SS-CDK2-3666-L-A1	SS-CDK2-3666-R-A1	24-36-24	66	29	\$1,836
SS-CDK2-3672-L-A1	SS-CDK2-3672-R-A1	24-36-24	72	29	\$1,849
SS-CDK2-3678-L-A1	SS-CDK2-3678-R-A1	24-36-24	78	29	\$1,987
SS-CDK2-4272-L-A1	SS-CDK2-4272-R-A1	24-42-24	72	29	\$2,049
SS-CDK2-4278-L-A1	SS-CDK2-4278-R-A1	24-42-24	78	29	\$2,287
SS-CDK5-4272-L-A1	SS-CDK5-4272-R-A1	30-42-24	72	29	\$2,216
SS-CDK5-4278-L-A1	SS-CDK5-4278-R-A1	30-42-24	78	29	\$2,457

- NOTE: Left model has extended corner on the *right*.
- CDK2 has 24" for both workspace depth & return connect depth.
- CDK5 has 30" workspace depth and 24" return connect depth.
- Wire Grommet standard.
- Modesty panel flush with top on approach side for CDK2. Modesty panel inset 6" on CDK5.
- Add OP-PEDL-09 to switch Box-Box-File pedestal to File-File pedestal for no charge.
- For optional foot purse shelf, add OP-SHLF-1 for \$224.

Computesk Shell with Inside Curve

3/4 Height Modesty

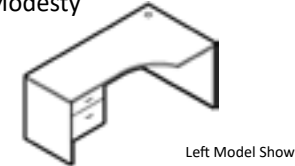


Model Number		Depth	Width	Height	
Left Model	Right Model				
SS-CKC2-3660-L-A1	SS-CKC2-3660-R-A1	24-36-24	60	29	\$1,092
SS-CKC2-3666-L-A1	SS-CKC2-3666-R-A1	24-36-24	66	29	\$1,111
SS-CKC2-3672-L-A1	SS-CKC2-3672-R-A1	24-36-24	72	29	\$1,119
SS-CKC2-3678-L-A1	SS-CKC2-3678-R-A1	24-36-24	78	29	\$1,259
SS-CKC2-4272-L-A1	SS-CKC2-4272-R-A1	24-42-24	72	29	\$1,321
SS-CKC2-4278-L-A1	SS-CKC2-4278-R-A1	24-42-24	78	29	\$1,560
SS-CKC5-4272-L-A1	SS-CKC5-4272-R-A1	30-42-24	72	29	\$1,487
SS-CKC5-4278-L-A1	SS-CKC5-4278-R-A1	30-42-24	78	29	\$1,730

- NOTE: Left model has extended corner on the *right*.
- CKC2 has 24" for both workspace depth & return connect depth.
- CKC5 has 30" workspace depth and 24" return connect depth.
- Wire Grommet standard.
- Modesty panel flush with top on approach side for CKC2. Modesty panel inset 6" on CKC5.
- For full modesty panel, add OP-LMDP-FULL for \$164.
- For optional foot purse shelf, add OP-SHLF-1 for \$224.

Computesk with Inside Curve - Box/File Ped

3/4 Height Modesty

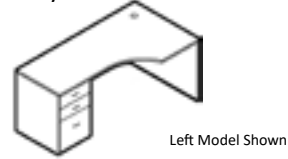


Model Number		Depth	Width	Height	
Left Model	Right Model				
SS-CSC2-3666-L-A1	SS-CSC2-3666-R-A1	24-36-24	66	29	\$1,773
SS-CSC2-3672-L-A1	SS-CSC2-3672-R-A1	24-36-24	72	29	\$1,787
SS-CSC2-3678-L-A1	SS-CSC2-3678-R-A1	24-36-24	78	29	\$1,925
SS-CSC2-4272-L-A1	SS-CSC2-4272-R-A1	24-42-24	72	29	\$1,986
SS-CSC2-4278-L-A1	SS-CSC2-4278-R-A1	24-42-24	78	29	\$2,225
SS-CSC5-4272-L-A1	SS-CSC5-4272-R-A1	30-42-24	72	29	\$2,154
SS-CSC5-4278-L-A1	SS-CSC5-4278-R-A1	30-42-24	78	29	\$2,394

- NOTE: Left model has extended corner on the *right*.
- CSC2 has 24" for both workspace depth & return connect depth.
- CSC5 has 30" workspace depth and 24" return connect depth.
- Wire Grommet standard.
- Modesty panel flush with top on approach side for CSC2. Modesty panel inset 6" on CSC5.
- For full modesty panel, add OP-LMDP-FULL for \$164.
- For optional foot purse shelf, add OP-SHLF-1 for \$224.

Compudesk with Inside Curve - Box/Box/File Ped

Full Height Modesty



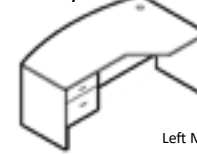
Left Model Shown

Model Number		Depth	Width	Height	
Left Model	Right Model				
SS-CCK2-3666-L-A1	SS-CCK2-3666-R-A1	24-36-24	66	29	\$1,836
SS-CCK2-3672-L-A1	SS-CCK2-3672-R-A1	24-36-24	72	29	\$1,849
SS-CCK2-3678-L-A1	SS-CCK2-3678-R-A1	24-36-24	78	29	\$1,987
SS-CCK2-4272-L-A1	SS-CCK2-4272-R-A1	24-42-24	72	29	\$2,049
SS-CCK2-4278-L-A1	SS-CCK2-4278-R-A1	24-42-24	78	29	\$2,287
SS-CCK5-4272-L-A1	SS-CCK5-4272-R-A1	30-42-24	72	29	\$2,216
SS-CCK5-4278-L-A1	SS-CCK5-4278-R-A1	30-42-24	78	29	\$2,457

- NOTE: Left model has extended corner on the *right*.
- CCK2 has 24" for both workspace depth & return connect depth.
- CCK5 has 30" workspace depth and 24" return connect depth.
- Wire Grommet standard.
- Modesty panel flush with top on approach side for CCK2. Modesty panel inset 6" on CCK5.
- Add OP-PEDL-09 to switch Box-Box-File Pedestal to File-File pedestal for no charge.
- For optional foot purse shelf, add OP-SHLF-1 for \$224.

Fantop Computer Desk - Box/File Ped

3/4 Height Modesty



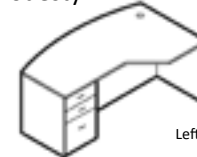
Left Model Shown

Model Number		Depth	Width	Height	
Left Model	Right Model				
SS-FCZ5-4272-L-A1	SS-FCZ5-4272-R-A1	30-36-42	72	29	\$2,580
SS-FCZ5-4278-L-A1	SS-FCZ5-4278-R-A1	30-36-42	78	29	\$2,823

- NOTE: Left model has extended corner on the *right*.
- FCZ5 has 30" workspace depth (36" at center), and 24" return connect depth.
- Wire Grommet standard.
- Modesty panel inset 5" from end panel.
- For optional foot purse shelf, add OP-SHLF-1 for \$224.
- For full modesty panel, add OP-LMDP-FULL for \$164.
- Overall depth is 48".

Fantop Computer Desk - Box/Box/File Ped

Full Height Modesty



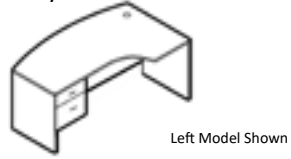
Left Model Shown

Model Number		Depth	Width	Height	
Left Model	Right Model				
SS-FCF5-4272-L-A1	SS-FCF5-4272-R-A1	30-36-42	72	29	\$2,643
SS-FCF5-4278-L-A1	SS-FCF5-4278-R-A1	30-36-42	78	29	\$2,885

- NOTE: Left model has extended corner on the *right*.
- FCF5 has 30" workspace depth (36" at center), and 24" return connect depth.
- Wire Grommet standard.
- Modesty panel inset 5" from end panel.
- Add OP-PEDL-09 to switch Box-Box-File pedestal to File-File pedestal for no charge.
- Overall depth is 48".
- For optional foot purse shelf, add OP-SHLF-1 for \$224.

Fantop Computer Desk with Inside Curve - Box/File Ped

3/4 Height Modesty



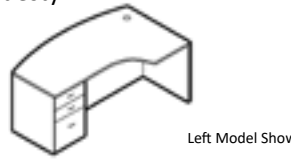
Left Model Shown

Model Number	Depth	Width	Height		
Left Model	Right Model				
SS-CCF5-4272-L-A1	SS-CCF5-4272-R-A1	30-36-42	72	29	\$2,580
SS-CCF5-4278-L-A1	SS-CCF5-4278-R-A1	30-36-42	78	29	\$2,820

- NOTE: Left model has extended corner on the *right*.
- CCF5 has 30" workspace depth (36" at center), and 24" return connect depth.
- Wire Grommet standard.
- Modesty panel inset 5" from end panel.
- For optional foot purse shelf, add OP-SHLF-1 for \$224.
- For full modesty panel, add OP-LMDP-FULL for \$164.
- Overall depth is 48".

Fantop Computer Desk with Inside Curve - Box/Box/File Ped

Full Height Modesty



Left Model Shown

Model Number	Depth	Width	Height		
Left Model	Right Model				
SS-CFF5-4272-L-A1	SS-CFF5-4272-R-A1	30-36-42	72	29	\$2,643
SS-CFF5-4278-L-A1	SS-CFF5-4278-R-A1	30-36-42	78	29	\$2,883

- NOTE: Left model has extended corner on the *right*.
- CFF5 has 30" workspace depth (36" at center), and 24" return connect depth.
- Wire Grommet standard.
- Modesty panel inset 5" from end panel.
- For optional foot purse shelf, add OP-SHLF-1 for \$224.
- Add OP-PEDL-09 to switch Box-Box-File pedestal to File-File pedestal for no charge.
- Overall depth is 48".

Bullet Desk

No Modesty

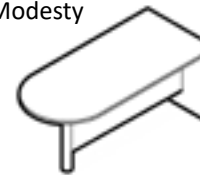


Model Number	Depth	Width	Height		
Left Model	Right Model				
SS-BTBL-3060-L-A1	SS-BTBL-3060-R-A1	30	60	29	\$1,099
SS-BTBL-3066-L-A1	SS-BTBL-3066-R-A1	30	66	29	\$1,205
SS-BTBL-3072-L-A1	SS-BTBL-3072-R-A1	30	72	29	\$1,269
SS-BTBL-3672-L-A1	SS-BTBL-3672-R-A1	36	72	29	\$1,304
SS-BTBL-3678-L-A1	SS-BTBL-3678-R-A1	36	78	29	\$1,567

- 3" round black post standard. For 3" round silver metallic post add OP-POST-1 for \$142.
- For 12" high aluminum-framed acrylic hanging modesty panel, add OP-GMOD-12 for \$835.
- Cannot be used as standalone desk. Must be connected to a return or bridge. To convert to a freestanding unit by switching post leg to disc base, add CF-RDDK-01-20-BK for \$944 for a 20" black disc base or CF-RDDK-01-20-SV for \$944 for a 20" silver disc base.

Bullet Desk

3/4 Height Modesty

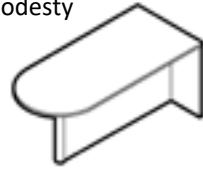


Model Number	Depth	Width	Height		
Left Model	Right Model				
SS-BT34-3060-L-A1	SS-BT34-3060-R-A1	30	60	29	\$1,239
SS-BT34-3066-L-A1	SS-BT34-3066-R-A1	30	66	29	\$1,347
SS-BT34-3072-L-A1	SS-BT34-3072-R-A1	30	72	29	\$1,407
SS-BT34-3672-L-A1	SS-BT34-3672-R-A1	36	72	29	\$1,442
SS-BT34-3678-L-A1	SS-BT34-3678-R-A1	36	78	29	\$1,709

- 3" round black post standard. For 3" round silver metallic post add OP-POST-1 for \$142.
- Cannot be used as standalone desk. Must be connected to a return or bridge. To convert to a freestanding unit by switching post leg to disc base, add CF-RDDK-01-20-BK for \$944 for a 20" black disc base or CF-RDDK-01-20-SV for \$944 for a 20" silver disc base.

Bullet Desk

Full Height Modesty



Model Number	Depth	Width	Height	
Left Model Right Model				
SS-BTFM-3060-L-A1 SS-BTFM-3060-R-A1	30	60	29	\$1,269
SS-BTFM-3066-L-A1 SS-BTFM-3066-R-A1	30	66	29	\$1,377
SS-BTFM-3072-L-A1 SS-BTFM-3072-R-A1	30	72	29	\$1,437
SS-BTFM-3672-L-A1 SS-BTFM-3672-R-A1	36	72	29	\$1,471
SS-BTFM-3678-L-A1 SS-BTFM-3678-R-A1	36	78	29	\$1,737

- 3" round black post standard. For 3" round silver metallic post add OP-POST-1 for \$142.
- Cannot be used as standalone desk. Must be connected to a return or bridge. To convert to a freestanding unit by switching post leg to disc base, add CF-RDDK-01-20-BK for \$944 for a 20" black disc base or CF-RDDK-01-20-SV for \$944 for a 20" silver disc base.

Hanging Bullet Desk

No Modesty

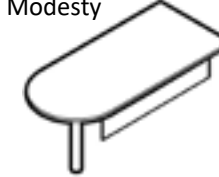


Model Number	Depth	Width	Height	
SS-HBLT-3048-A1	30	48	29	\$866
SS-HBLT-3054-A1	30	54	29	\$894
SS-HBLT-3060-A1	30	60	29	\$915
SS-HBLT-3066-A1	30	66	29	\$1,021
SS-HBLT-3072-A1	30	72	29	\$1,081
SS-HBLT-3672-A1	36	72	29	\$1,117
SS-HBLT-3678-A1	36	78	29	\$1,381

- 3" Black post standard. For 3" silver metallic post add OP-POST-1 for \$142.
- Cannot be used as standalone desk. Must be connected to desk or credenza.

Hanging Bullet Desk

12" Hanging Modesty



Right Model Shown

Model Number	Depth	Width	Height	
Left Model Right Model				
SS-HBMP-3048-L-A1 SS-HBMP-3048-R-A1	30	48	29	\$1,005
SS-HBMP-3054-L-A1 SS-HBMP-3054-R-A1	30	54	29	\$1,035
SS-HBMP-3060-L-A1 SS-HBMP-3060-R-A1	30	60	29	\$1,054
SS-HBMP-3066-L-A1 SS-HBMP-3066-R-A1	30	66	29	\$1,162
SS-HBMP-3072-L-A1 SS-HBMP-3072-R-A1	30	72	29	\$1,223
SS-HBMP-3672-L-A1 SS-HBMP-3672-R-A1	36	72	29	\$1,258
SS-HBMP-3678-L-A1 SS-HBMP-3678-R-A1	36	78	29	\$1,524

- Modesty Panel inset 10" from front, 6" from side, and 6" from post. Ships unattached.
- 3" Black post standard. For 3" silver metallic post add OP-POST-1 for \$142.
- Cannot be used as standalone desk. Must be connected to desk or credenza.

P-Top Desk

No Modesty



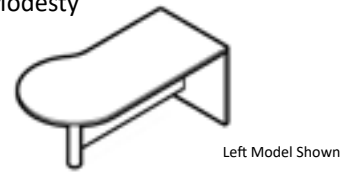
Left Model Shown

Model Number	Depth	Width	Height	
Left Model Right Model				
SS-PTBL-3072-L-A1 SS-PTBL-3072-R-A1	36-30	72	29	\$1,491
SS-PTBL-3672-L-A1 SS-PTBL-3672-R-A1	42-36	72	29	\$1,527
SS-PTBL-3678-L-A1 SS-PTBL-3678-R-A1	42-36	78	29	\$1,792

- "P" diameter is 6" more than workspace depth at center.
- 3" Black post standard. For 3" silver metallic post add OP-POST-1 for \$142.
- For 12" high aluminum-framed acrylic hanging modesty panel, add OP-GMOD-12 for \$835.
- Cannot be used as standalone desk. Must be connected to a return or bridge. To convert to a freestanding unit by switching post leg to disc base, add CF-RDDK-01-20-BK for \$944 for a 20" black disc base or CF-RDDK-01-20-SV for \$944 for a 20" silver disc base.
- "P" faces away from user.

P-Top Desk

3/4 Height Modesty

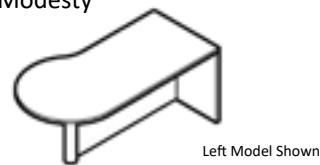


Model Number	Depth	Width	Height		
Left Model	Right Model				
SS-PT34-3072-L-A1	SS-PT34-3072-R-A1	36-30	72	29	\$1,633
SS-PT34-3672-L-A1	SS-PT34-3672-R-A1	42-36	72	29	\$1,668
SS-PT34-3678-L-A1	SS-PT34-3678-R-A1	42-36	78	29	\$1,933

- "P" diameter is 6" more than workspace depth at center.
- 3" Black post standard. For 3" silver metallic post add OP-POST-1 for \$142.
- Cannot be used as standalone desk. Must be connected to a return or bridge. To convert to a freestanding unit by switching post leg to disc base, add CF-RDDK-01-20-BK for \$944 for a 20" black disc base or CF-RDDK-01-20-SV for \$944 for a 20" silver disc base.
- "P" faces away from user.

P-Top Desk

Full Height Modesty

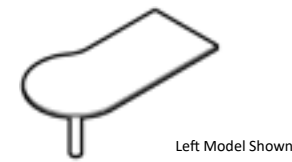


Model Number	Depth	Width	Height		
Left Model	Right Model				
SS-PTFM-3072-L-A1	SS-PTFM-3072-R-A1	36-30	72	29	\$1,663
SS-PTFM-3672-L-A1	SS-PTFM-3672-R-A1	42-36	72	29	\$1,696
SS-PTFM-3678-L-A1	SS-PTFM-3678-R-A1	42-36	78	29	\$1,961

- "P" diameter is 6" more than workspace depth at center.
- 3" Black post standard. For 3" silver metallic post add OP-POST-1 for \$142.
- Cannot be used as standalone desk. Must be connected to a return or bridge. To convert to a freestanding unit by switching post leg to disc base, add CF-RDDK-01-20-BK for \$944 for a 20" black disc base or CF-RDDK-01-20-SV for \$944 for a 20" silver disc base.
- "P" faces away from user.

Hanging P-Top Desk

No Modesty

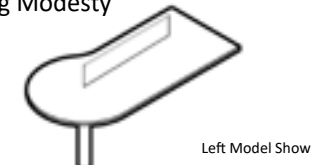


Model Number	Depth	Width	Height		
Left Model	Right Model				
SS-HPTP-3060-L-A1	SS-HPTP-3060-R-A1	36-30	60	29	\$1,269
SS-HPTP-3066-L-A1	SS-HPTP-3066-R-A1	36-30	66	29	\$1,289
SS-HPTP-3072-L-A1	SS-HPTP-3072-R-A1	36-30	72	29	\$1,305
SS-HPTP-3672-L-A1	SS-HPTP-3672-R-A1	42-36	72	29	\$1,342
SS-HPTP-3678-L-A1	SS-HPTP-3678-R-A1	42-36	78	29	\$1,607

- "P" diameter is 6" more than workspace depth at center.
- 3" Black post standard. For 3" silver metallic post add OP-POST-1 for \$142.
- For 12" high aluminum-framed acrylic hanging modesty panel, add OP-GMOD-12 for \$835.
- Cannot be used as standalone desk. Must be connected to desk or credenza.
- "P" faces away from user.

Hanging P-Top Desk

12" Hanging Modesty

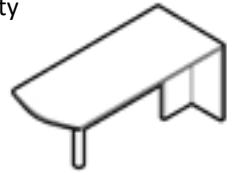


Model Number	Depth	Width	Height		
Left Model	Right Model				
SS-HPMP-3060-L-A1	SS-HPMP-3060-R-A1	36-30	60	29	\$1,054
SS-HPMP-3066-L-A1	SS-HPMP-3066-R-A1	36-30	66	29	\$1,162
SS-HPMP-3072-L-A1	SS-HPMP-3072-R-A1	36-30	72	29	\$1,223
SS-HPMP-3672-L-A1	SS-HPMP-3672-R-A1	42-36	72	29	\$1,258
SS-HPMP-3678-L-A1	SS-HPMP-3678-R-A1	42-36	78	29	\$1,524

- "P" diameter is 6" more than workspace depth at center.
- 3" Black post standard. For 3" silver metallic post add OP-POST-1 for \$142.
- Modesty Panel inset 10" from front, 6" from side, and 6" from post. Ships unattached.
- Cannot be used as standalone desk. Must be connected to desk or credenza.
- "P" faces away from user.

Bow-End Peninsula Desk

No Modesty

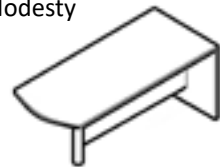


Model Number		Depth	Width	Height	
Left Model	Right Model				
SS-BEPN-3060-L-A1	SS-BEPN-3060-R-A1	30	60	29	\$1,186
SS-BEPN-3066-L-A1	SS-BEPN-3066-R-A1	30	66	29	\$1,294
SS-BEPN-3072-L-A1	SS-BEPN-3072-R-A1	30	72	29	\$1,353
SS-BEPN-3672-L-A1	SS-BEPN-3672-R-A1	36	72	29	\$1,388
SS-BEPN-3678-L-A1	SS-BEPN-3678-R-A1	36	78	29	\$1,652

- 3" Black post standard. For 3" silver metallic post add OP-POST-1 for \$142.
- For 12" high aluminum-framed acrylic hanging modesty panel, add OP-GMOD-12 for \$835.
- Cannot be used as standalone desk. Must be connected to a return or bridge. To convert to a freestanding unit by switching post leg to disc base, add CF-RDDK-01-20-BK for \$944 for a 20" black disc base or CF-RDDK-01-20-SV for \$944 for a 20" silver disc base.

Bow-End Peninsula Desk

3/4 Height Modesty

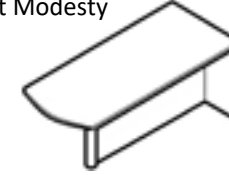


Model Number		Depth	Width	Height	
Left Model	Right Model				
SS-BEPH-3060-L-A1	SS-BEPH-3060-R-A1	30	60	29	\$1,326
SS-BEPH-3066-L-A1	SS-BEPH-3066-R-A1	30	66	29	\$1,432
SS-BEPH-3072-L-A1	SS-BEPH-3072-R-A1	30	72	29	\$1,491
SS-BEPH-3672-L-A1	SS-BEPH-3672-R-A1	36	72	29	\$1,527
SS-BEPH-3678-L-A1	SS-BEPH-3678-R-A1	36	78	29	\$1,792

- 3" Black post standard. For 3" silver metallic post add OP-POST-1 for \$142.
- Cannot be used as standalone desk. Must be connected to a return or bridge. To convert to a freestanding unit by switching post leg to disc base, add CF-RDDK-01-20-BK for \$944 for a 20" black disc base or CF-RDDK-01-20-SV for \$944 for a 20" silver disc base.

Bow-End Peninsula Desk

Full Height Modesty



Model Number		Depth	Width	Height	
Left Model	Right Model				
SS-BEPF-3060-L-A1	SS-BEPF-3060-R-A1	30	60	29	\$1,353
SS-BEPF-3066-L-A1	SS-BEPF-3066-R-A1	30	66	29	\$1,463
SS-BEPF-3072-L-A1	SS-BEPF-3072-R-A1	30	72	29	\$1,522
SS-BEPF-3672-L-A1	SS-BEPF-3672-R-A1	36	72	29	\$1,556
SS-BEPF-3678-L-A1	SS-BEPF-3678-R-A1	36	78	29	\$1,822

- 3" Black post standard. For 3" silver metallic post add OP-POST-1 for \$142.
- Cannot be used as standalone desk. Must be connected to a return or bridge. To convert to a freestanding unit by switching post leg to disc base, add CF-RDDK-01-20-BK for \$944 for a 20" black disc base or CF-RDDK-01-20-SV for \$944 for a 20" silver disc base.

Hanging Bow-End Peninsula Desk

No Modesty

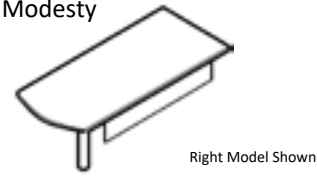


Model Number	Depth	Width	Height	
SS-HBEP-3048-A1	30	48	29	\$954
SS-HBEP-3054-A1	30	54	29	\$980
SS-HBEP-3060-A1	30	60	29	\$999
SS-HBEP-3066-A1	30	66	29	\$1,104
SS-HBEP-3072-A1	30	72	29	\$1,166
SS-HBEP-3672-A1	36	72	29	\$1,201
SS-HBEP-3678-A1	36	78	29	\$1,466

- 3" Black post standard. For 3" silver metallic post add OP-POST-1 for \$142.
- For 12" high aluminum-framed acrylic hanging modesty panel, add OP-GMOD-12 for \$835.
- Cannot be used as standalone desk. Must be connected to desk or credenza.

Hanging Bow-End Peninsula Desk

12" Hanging Modesty

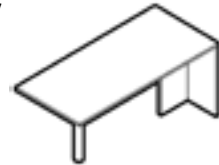


Model Number		Depth	Width	Height	
Left Model	Right Model				
SS-HBEM-3048-L-A1	SS-HBEM-3048-R-A1	30	48	29	\$1,092
SS-HBEM-3054-L-A1	SS-HBEM-3054-R-A1	30	54	29	\$1,119
SS-HBEM-3060-L-A1	SS-HBEM-3060-R-A1	30	60	29	\$1,136
SS-HBEM-3066-L-A1	SS-HBEM-3066-R-A1	30	66	29	\$1,243
SS-HBEM-3072-L-A1	SS-HBEM-3072-R-A1	30	72	29	\$1,305
SS-HBEM-3672-L-A1	SS-HBEM-3672-R-A1	36	72	29	\$1,342
SS-HBEM-3678-L-A1	SS-HBEM-3678-R-A1	36	78	29	\$1,607

- 3" Black post standard. For 3" silver metallic post add OP-POST-1 for \$142.
- Modesty Panel inset 10" from front, 6" from side, and 6" from post. Ships unattached.
- Cannot be used as standalone desk. Must be connected to desk or credenza.

Rectangular Peninsula Desk with Single Round Post

No Modesty

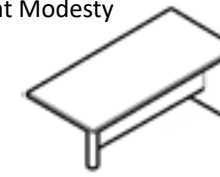


Model Number		Depth	Width	Height	
Left Model	Right Model				
SS-RPDK-3060-L-A1	SS-RPDK-3060-R-A1	30	60	29	\$988
SS-RPDK-3066-L-A1	SS-RPDK-3066-R-A1	30	66	29	\$1,095
SS-RPDK-3072-L-A1	SS-RPDK-3072-R-A1	30	72	29	\$1,159
SS-RPDK-3672-L-A1	SS-RPDK-3672-R-A1	36	72	29	\$1,194
SS-RPDK-3678-L-A1	SS-RPDK-3678-R-A1	36	78	29	\$1,458

- 3" Black post standard. For 3" silver metallic post add OP-POST-1 for \$142.
- For 12" high aluminum-framed acrylic hanging modesty panel, add OP-GMOD-12 for \$835.
- Cannot be used as standalone desk. Must be connected to a return or bridge. To convert to a freestanding unit by switching post leg to disc base, add CF-RDDK-01-20-BK for \$944 for a 20" black disc base or CF-RDDK-01-20-SV for \$944 for a 20" silver disc base.

Rectangular Peninsula Desk with Single Round Post

3/4 Height Modesty

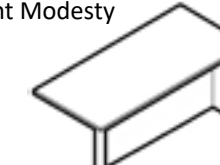


Model Number		Depth	Width	Height	
Left Model	Right Model				
SS-RPD2-3060-L-A1	SS-RPD2-3060-R-A1	30	60	29	\$1,127
SS-RPD2-3066-L-A1	SS-RPD2-3066-R-A1	30	66	29	\$1,236
SS-RPD2-3072-L-A1	SS-RPD2-3072-R-A1	30	72	29	\$1,296
SS-RPD2-3672-L-A1	SS-RPD2-3672-R-A1	36	72	29	\$1,331
SS-RPD2-3678-L-A1	SS-RPD2-3678-R-A1	36	78	29	\$1,597

- 3" Black post standard. For 3" silver metallic post add OP-POST-1 for \$142.
- Cannot be used as standalone desk. Must be connected to a return or bridge. To convert to a freestanding unit by switching post leg to disc base, add CF-RDDK-01-20-BK for \$944 for a 20" black disc base or CF-RDDK-01-20-SV for \$944 for a 20" silver disc base.

Rectangular Peninsula Desk with Single Round Post

Full Height Modesty

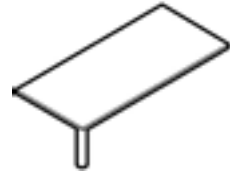


Model Number		Depth	Width	Height	
Left Model	Right Model				
SS-RPD3-3060-L-A1	SS-RPD3-3060-R-A1	30	60	29	\$1,159
SS-RPD3-3066-L-A1	SS-RPD3-3066-R-A1	30	66	29	\$1,267
SS-RPD3-3072-L-A1	SS-RPD3-3072-R-A1	30	72	29	\$1,326
SS-RPD3-3672-L-A1	SS-RPD3-3672-R-A1	36	72	29	\$1,360
SS-RPD3-3678-L-A1	SS-RPD3-3678-R-A1	36	78	29	\$1,626

- 3" Black post standard. For 3" silver metallic post add OP-POST-1 for \$142.
- Cannot be used as standalone desk. Must be connected to a return or bridge. To convert to a freestanding unit by switching post leg to disc base, add CF-RDDK-01-20-BK for \$944 for a 20" black disc base or CF-RDDK-01-20-SV for \$944 for a 20" silver disc base.

Hanging Rectangular Peninsula Desk with Single Round Post

No Modesty

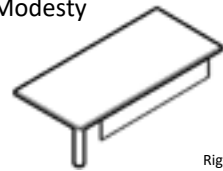


Model Number	Depth	Width	Height	
SS-HRPD-3048-A1	30	48	29	\$774
SS-HRPD-3054-A1	30	54	29	\$790
SS-HRPD-3060-A1	30	60	29	\$802
SS-HRPD-3066-A1	30	66	29	\$911
SS-HRPD-3072-A1	30	72	29	\$970
SS-HRPD-3672-A1	36	72	29	\$1,005
SS-HRPD-3678-A1	36	78	29	\$1,270

- 3" Black post standard. For 3" silver metallic post add OP-POST-1 for \$142.
- For 12" high aluminum-framed acrylic hanging modesty panel, add OP-GMOD-12 for \$835.
- Cannot be used as standalone desk. Must be connected to desk or credenza.

Hanging Rectangular Peninsula Desk with Single Round Post

12" Hanging Modesty



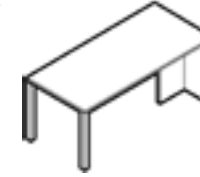
Right Model Shown

Model Number	Depth	Width	Height	
Left Model Right Model				
SS-HRPM-3048-L-A1 SS-HRPM-3048-R-A1	30	48	29	\$915
SS-HRPM-3054-L-A1 SS-HRPM-3054-R-A1	30	54	29	\$933
SS-HRPM-3060-L-A1 SS-HRPM-3060-R-A1	30	60	29	\$940
SS-HRPM-3066-L-A1 SS-HRPM-3066-R-A1	30	66	29	\$1,050
SS-HRPM-3072-L-A1 SS-HRPM-3072-R-A1	30	72	29	\$1,111
SS-HRPM-3672-L-A1 SS-HRPM-3672-R-A1	36	72	29	\$1,144
SS-HRPM-3678-L-A1 SS-HRPM-3678-R-A1	36	78	29	\$1,409

- 3" Black post standard. For 3" silver metallic post add OP-POST-1 for \$142.
- Modesty Panel inset 10" from front, 6" from side, and 6" from post. Ships unattached.
- Cannot be used as standalone desk. Must be connected to desk or credenza.

Rectangular Peninsula Desk with Two Square Posts

No Modesty

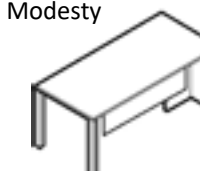


Model Number	Depth	Width	Height	
Left Model Right Model				
SS-RPS1-3060-L-A1 SS-RPS1-3060-R-A1	30	60	29	\$1,326
SS-RPS1-3066-L-A1 SS-RPS1-3066-R-A1	30	66	29	\$1,432
SS-RPS1-3072-L-A1 SS-RPS1-3072-R-A1	30	72	29	\$1,491
SS-RPS1-3672-L-A1 SS-RPS1-3672-R-A1	36	72	29	\$1,527
SS-RPS1-3678-L-A1 SS-RPS1-3678-R-A1	36	78	29	\$1,792

- 2.5" silver metallic posts. Black not available.
- For 12" high aluminum-framed acrylic hanging modesty panel, add OP-GMOD-12 for \$835.

Rectangular Peninsula Desk with Two Square Posts

12" Hanging Modesty



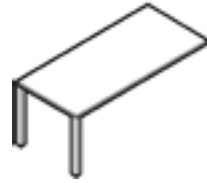
Right Model Shown

Model Number	Depth	Width	Height	
Left Model Right Model				
SS-RPS2-3060-L-A1 SS-RPS2-3060-R-A1	30	60	29	\$1,465
SS-RPS2-3066-L-A1 SS-RPS2-3066-R-A1	30	66	29	\$1,574
SS-RPS2-3072-L-A1 SS-RPS2-3072-R-A1	30	72	29	\$1,633
SS-RPS2-3672-L-A1 SS-RPS2-3672-R-A1	36	72	29	\$1,668
SS-RPS2-3678-L-A1 SS-RPS2-3678-R-A1	36	78	29	\$1,933

- 2.5" silver metallic posts. Black not available.
- Modesty Panel inset 10" from front, 6" from side, and 6" from post.

Hanging Rectangular Peninsula Desk with Two Square Posts

No Modesty

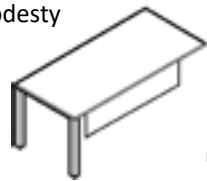


Model Number	Depth	Width	Height	
SS-HRPS-3048-A1	30	48	29	\$1,099
SS-HRPS-3054-A1	30	54	29	\$1,119
SS-HRPS-3060-A1	30	60	29	\$1,136
SS-HRPS-3066-A1	30	66	29	\$1,243
SS-HRPS-3072-A1	30	72	29	\$1,305
SS-HRPS-3672-A1	36	72	29	\$1,342
SS-HRPS-3678-A1	36	78	29	\$1,607

- 2.5" silver metallic posts. Black not available.
- For 12" high aluminum-framed acrylic hanging modesty panel, add OP-GMOD-12 for \$835.
- Cannot be used as standalone desk. Must be connected to desk or credenza.

Hanging Rectangular Peninsula Desk with Two Square Posts

12" Hanging Modesty



Right Model Shown

Model Number	Depth	Width	Height	
Left Model				
Right Model				
SS-HRP6-3048-L-A1	30	48	29	\$1,239
SS-HRP6-3048-R-A1				
SS-HRP6-3054-L-A1	30	54	29	\$1,259
SS-HRP6-3054-R-A1				
SS-HRP6-3060-L-A1	30	60	29	\$1,277
SS-HRP6-3060-R-A1				
SS-HRP6-3072-L-A1	30	72	29	\$1,446
SS-HRP6-3072-R-A1				
SS-HRP6-3672-L-A1	36	72	29	\$1,481
SS-HRP6-3672-R-A1				
SS-HRP6-3678-L-A1	36	78	29	\$1,746
SS-HRP6-3678-R-A1				

- 2.5" silver metallic posts. Black not available.
- Modesty Panel inset 5" from front, 6" from side, and 6" from post. Ships unattached.
- Cannot be used as standalone desk. Must be connected to desk or credenza.

Compu-Bullet Desk

No Modesty



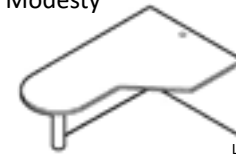
Left Model Shown

Model Number	Depth	Width	Height	
Left Model				
Right Model				
SS-CBLT-4272-L-A1	30-42	72	29	\$1,508
SS-CBLT-4272-R-A1				
SS-CBLT-4278-L-A1	30-42	78	29	\$1,674
SS-CBLT-4278-R-A1				

- Workspace depth of bullet is 30" above the post. Return connection is 24".
- 3" Black post standard. For 3" silver metallic post add OP-POST-1 for \$142.
- For 12" high aluminum-framed acrylic hanging modesty panel, add OP-GMOD-12 for \$835.
- Cannot be used as standalone desk. Must be connected to a return or bridge. To convert to a freestanding unit by switching post leg to disc base, add CF-RDDK-01-20-BK for \$944 for a 20" black disc base or CF-RDDK-01-20-SV for \$944 for a 20" silver disc base.
- Grommet standard on worksurface.

Compu-Bullet Desk

3/4 Height Modesty



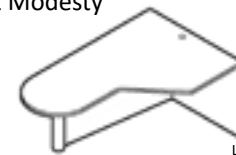
Left Model Shown

Model Number	Depth	Width	Height	
Left Model				
Right Model				
SS-CBLP-4272-L-A1	30-42	72	29	\$1,650
SS-CBLP-4272-R-A1				
SS-CBLP-4278-L-A1	30-42	78	29	\$1,816
SS-CBLP-4278-R-A1				

- Workspace depth of bullet is 30" above the post. Return connection is 24".
- 3" Black post standard. For 3" silver metallic post add OP-POST-1 for \$142.
- Cannot be used as standalone desk. Must be connected to a return or bridge. To convert to a freestanding unit by switching post leg to disc base, add CF-RDDK-01-20-BK for \$944 for a 20" black disc base or CF-RDDK-01-20-SV for \$944 for a 20" silver disc base.
- Grommet standard on worksurface.

Compu-Bullet Desk

Full Height Modesty



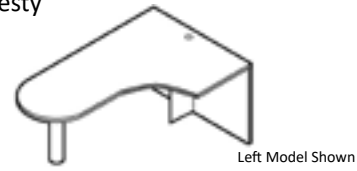
Left Model Shown

Model Number	Depth	Width	Height	C
Left Model				
Right Model				
SS-CBLF-4272-L-A1	30-42	72	29	\$1,675
SS-CBLF-4272-R-A1				
SS-CBLF-4278-L-A1	30-42	78	29	\$1,845
SS-CBLF-4278-R-A1				

- Workspace depth of bullet is 30" above the post. Return connection is 24".
- 3" Black post standard. For 3" silver metallic post add OP-POST-1 for \$142.
- Cannot be used as standalone desk. Must be connected to a return or bridge. To convert to a freestanding unit by switching post leg to disc base, add CF-RDDK-01-20-BK for \$944 for a 20" black disc base or CF-RDDK-01-20-SV for \$944 for a 20" silver disc base.
- Grommet standard on worksurface.

Compu-Bullet Desk with Inside Curve

No Modesty

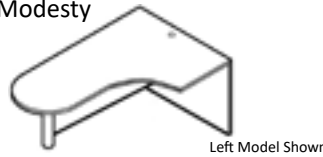


Model Number	Depth	Width	Height	
Left Model Right Model				
SS-CBLC-4272-L-A1 SS-CBLC-4272-R-A1	30-42	72	29	\$1,508
SS-CBLC-4278-L-A1 SS-CBLC-4278-R-A1	30-42	78	29	\$1,674

- Workspace depth is 30" above the post. Return connection is 24".
- 3" Black post standard. For 3" silver metallic post add OP-POST-1 for \$142.
- For 12" high aluminum-framed acrylic hanging modesty panel, add OP-GMOD-12 for \$835.
- Cannot be used as standalone desk. Must be connected to a return or bridge. To convert to a freestanding unit by switching post leg to disc base, add CF-RDDK-01-20-BK for \$944 for a 20" black disc base or CF-RDDK-01-20-SV for \$944 for a 20" silver disc base.
- Grommet standard on worksurface.

Compu-Bullet Desk with Inside Curve

3/4 Height Modesty

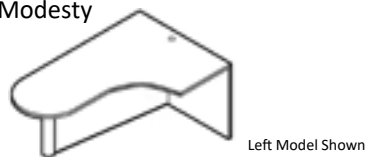


Model Number	Depth	Width	Height	
Left Model Right Model				
SS-CBLH-4272-L-A1 SS-CBLH-4272-R-A1	30-42	72	29	\$1,650
SS-CBLH-4278-L-A1 SS-CBLH-4278-R-A1	30-42	78	29	\$1,816

- Workspace depth is 30" above the post. Return connection is 24".
- 3" Black post standard. For 3" silver metallic post add OP-POST-1 for \$142.
- Cannot be used as standalone desk. Must be connected to a return or bridge. To convert to a freestanding unit by switching post leg to disc base, add CF-RDDK-01-20-BK for \$944 for a 20" black disc base or CF-RDDK-01-20-SV for \$944 for a 20" silver disc base.
- Grommet standard on worksurface.

Compu-Bullet Desk with Inside Curve

Full Height Modesty

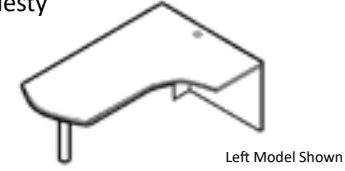


Model Number	Depth	Width	Height	
Left Model Right Model				
SS-CBCF-4272-L-A1 SS-CBCF-4272-R-A1	30-42	72	29	\$1,675
SS-CBCF-4278-L-A1 SS-CBCF-4278-R-A1	30-42	78	29	\$1,845

- Workspace depth is 30" above the post. Return connection is 24".
- 3" Black post standard. For 3" silver metallic post add OP-POST-1 for \$142.
- Cannot be used as standalone desk. Must be connected to a return or bridge. To convert to a freestanding unit by switching post leg to disc base, add CF-RDDK-01-20-BK for \$944 for a 20" black disc base or CF-RDDK-01-20-SV for \$944 for a 20" silver disc base.
- Grommet standard on worksurface.

Bow-End Peninsula Desk with Inside Curve

No Modesty

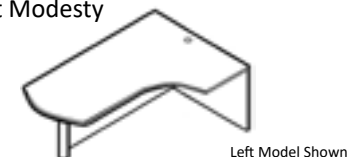


Model Number	Depth	Width	Height	
Left Model Right Model				
SS-BECV-4272-L-A1 SS-BECV-4272-R-A1	30-42	72	29	\$1,621
SS-BECV-4278-L-A1 SS-BECV-4278-R-A1	30-42	78	29	\$1,788

- Workspace depth is 30" above the post. Return connection is 24".
- 3" Black post standard. For 3" silver metallic post add OP-POST-1 for \$142.
- For 12" high aluminum-framed acrylic hanging modesty panel, add OP-GMOD-12 for \$835.
- Cannot be used as standalone desk. Must be connected to a return or bridge. To convert to a freestanding unit by switching post leg to disc base, add CF-RDDK-01-20-BK for \$944 for a 20" black disc base or CF-RDDK-01-20-SV for \$944 for a 20" silver disc base.
- Grommet standard on worksurface.

Bow-End Peninsula Desk with Inside Curve

3/4 Height Modesty

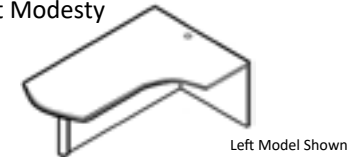


Model Number	Depth	Width	Height	
Left Model Right Model				
SS-BECP-4272-L-A1 SS-BECP-4272-R-A1	30-42	72	29	\$1,762
SS-BECP-4278-L-A1 SS-BECP-4278-R-A1	30-42	78	29	\$1,929

- Workspace depth is 30" above the post. Return connection is 24".
- 3" Black post standard. For 3" silver metallic post add OP-POST-1 for \$142.
- Cannot be used as standalone desk. Must be connected to a return or bridge. To convert to a freestanding unit by switching post leg to disc base, add CF-RDDK-01-20-BK for \$944 for a 20" black disc base or CF-RDDK-01-20-SV for \$944 for a 20" silver disc base.
- Grommet standard on worksurface.

Bow-End Peninsula Desk with Inside Curve

Full Height Modesty



Model Number	Depth	Width	Height	
Left Model Right Model				
SS-BECF-4272-L-A1 SS-BECF-4272-R-A1	30-42	72	29	\$1,788
SS-BECF-4278-L-A1 SS-BECF-4278-R-A1	30-42	78	29	\$1,954

- Workspace depth is 30" above the post. Return connection is 24".
- 3" Black post standard. For 3" silver metallic post add OP-POST-1 for \$142.
- Cannot be used as standalone desk. Must be connected to a return or bridge. To convert to a freestanding unit by switching post leg to disc base, add CF-RDDK-01-20-BK for \$944 for a 20" black disc base or CF-RDDK-01-20-SV for \$944 for a 20" silver disc base.
- Grommet standard on worksurface.

Computer Corner Unit with Straight Edge

Full Height Modesty



Model Number	Depth	Width	Height	
SS-COC1-3636-A1	19-36	36-19	29	\$1,178
SS-COC1-4242-A1	19-42	42-19	29	\$1,302
SS-COC2-3636-A1	24-36	36-24	29	\$1,341
SS-COC2-4242-A1	24-42	42-24	29	\$1,387
SS-COC2-4848-A1	24-48	48-24	29	\$1,421
SS-COC3-4848-A1	30-48	48-30	29	\$1,519

- Depth is measured from back corner to corner of return along edge.
- COC1 has 19" return depth. COC2 has 24" return depth. COC3 has 30" return depth.
- Full Modesty Standard. Grommet included.
- Side panels under returns are 14" deep

Computer Corner Unit with Straight Edge

9" High Modesty

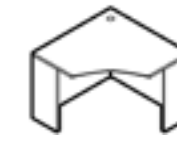


Model Number	Depth	Width	Height	
SS-CIC1-3636-A1	19-36	36-19	29	\$1,346
SS-CIC1-4242-A1	19-42	42-19	29	\$1,467
SS-CIC2-3636-A1	24-36	36-24	29	\$1,507
SS-CIC2-4242-A1	24-42	42-24	29	\$1,555
SS-CIC2-4848-A1	24-48	48-24	29	\$1,589
SS-CIC3-4848-A1	30-48	48-30	29	\$1,686

- Depth is measured from back to corner of return. Side panels under returns are 14" deep
- CIC1 has 19" return depth. CIC2 has 24" return depth. CIC3 has 30" return depth.
- Grommet included.

Computer Corner Unit with Curved Edge

Full Height Modesty



Model Number	Depth	Width	Height	
SS-CUC1-3636-A1	19-36	36-19	29	\$1,178
SS-CUC1-4242-A1	19-42	42-19	29	\$1,302
SS-CUC2-3636-A1	24-36	36-24	29	\$1,341
SS-CUC2-4242-A1	24-42	42-24	29	\$1,387
SS-CUC2-4848-A1	24-48	48-24	29	\$1,421
SS-CUC3-4848-A1	30-48	48-30	29	\$1,519

- Depths shown above measure from back corner to edge of return side.
- CUC1 has 19" return depth. CUC2 has 24" return depth. CUC3 has 30" return depth.
- Full Modesty Standard. Grommet included.
- Side panels under returns are 14" deep.

Computer Corner Unit with Curved Edge

9" High Modesty

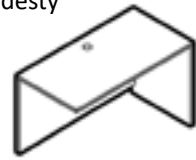


Model Number	Depth	Width	Height	
SS-CEC1-3636-A1	19-36	36-19	29	\$1,346
SS-CEC1-4242-A1	19-42	42-19	29	\$1,467
SS-CEC2-3636-A1	24-36	36-24	29	\$1,507
SS-CEC2-4242-A1	24-42	42-24	29	\$1,555
SS-CEC2-4848-A1	24-48	48-24	29	\$1,589
SS-CEC3-4848-A1	30-48	48-30	29	\$1,686

- Depth is measured from back to corner of return. Side panels under returns are 14" deep
- CEC1 has 19" return depth. CEC2 has 24" return depth. CEC3 has 30" return depth.
- Grommet included.

Return Shell

3/4 Height Modesty



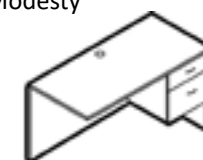
Right Model Shown

Model Number		Depth	Width	Height	
Left Model	Right Model				
SS-RTSH-1930-L-A1	SS-RTSH-1930-R-A1	19	30	29	\$573
SS-RTSH-1936-L-A1	SS-RTSH-1936-R-A1	19	36	29	\$582
SS-RTSH-1942-L-A1	SS-RTSH-1942-R-A1	19	42	29	\$591
SS-RTSH-1948-L-A1	SS-RTSH-1948-R-A1	19	48	29	\$642
SS-RTSH-1954-L-A1	SS-RTSH-1954-R-A1	19	54	29	\$712
SS-RTSH-1960-L-A1	SS-RTSH-1960-R-A1	19	60	29	\$773
SS-RTSH-1966-L-A1	SS-RTSH-1966-R-A1	19	66	29	\$827
SS-RTSH-1972-L-A1	SS-RTSH-1972-R-A1	19	72	29	\$848
SS-RTSH-2430-L-A1	SS-RTSH-2430-R-A1	24	30	29	\$683
SS-RTSH-2436-L-A1	SS-RTSH-2436-R-A1	24	36	29	\$694
SS-RTSH-2442-L-A1	SS-RTSH-2442-R-A1	24	42	29	\$712
SS-RTSH-2448-L-A1	SS-RTSH-2448-R-A1	24	48	29	\$730
SS-RTSH-2454-L-A1	SS-RTSH-2454-R-A1	24	54	29	\$793
SS-RTSH-2460-L-A1	SS-RTSH-2460-R-A1	24	60	29	\$850
SS-RTSH-2466-L-A1	SS-RTSH-2466-R-A1	24	66	29	\$907
SS-RTSH-2472-L-A1	SS-RTSH-2472-R-A1	24	72	29	\$925
SS-RTSH-3036-L-A1	SS-RTSH-3036-R-A1	30	36	29	\$804
SS-RTSH-3042-L-A1	SS-RTSH-3042-R-A1	30	42	29	\$823
SS-RTSH-3048-L-A1	SS-RTSH-3048-R-A1	30	48	29	\$844
SS-RTSH-3060-L-A1	SS-RTSH-3060-R-A1	30	60	29	\$909
SS-RTSH-3066-L-A1	SS-RTSH-3066-R-A1	30	66	29	\$963
SS-RTSH-3072-L-A1	SS-RTSH-3072-R-A1	30	72	29	\$1,052

- For full modesty panel, add OP-LMDP-FULL for \$164.
 - Grommet standard in position 2 of top and modesty panel.

Return with Box/File Ped

3/4 Height Modesty



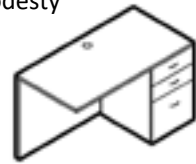
Right Model Shown

Model Number		Depth	Width	Height	
Left Model	Right Model				
SS-RTBF-1930-L-A1	SS-RTBF-1930-R-A1	19	30	29	\$1,258
SS-RTBF-1936-L-A1	SS-RTBF-1936-R-A1	19	36	29	\$1,266
SS-RTBF-1942-L-A1	SS-RTBF-1942-R-A1	19	42	29	\$1,275
SS-RTBF-1948-L-A1	SS-RTBF-1948-R-A1	19	48	29	\$1,326
SS-RTBF-1954-L-A1	SS-RTBF-1954-R-A1	19	54	29	\$1,397
SS-RTBF-1960-L-A1	SS-RTBF-1960-R-A1	19	60	29	\$1,456
SS-RTBF-2430-L-A1	SS-RTBF-2430-R-A1	24	30	29	\$1,368
SS-RTBF-2436-L-A1	SS-RTBF-2436-R-A1	24	36	29	\$1,376
SS-RTBF-2442-L-A1	SS-RTBF-2442-R-A1	24	42	29	\$1,396
SS-RTBF-2448-L-A1	SS-RTBF-2448-R-A1	24	48	29	\$1,414
SS-RTBF-2454-L-A1	SS-RTBF-2454-R-A1	24	54	29	\$1,480
SS-RTBF-2460-L-A1	SS-RTBF-2460-R-A1	24	60	29	\$1,535

- For full modesty panel, add OP-LMDP-FULL for \$164.
 - Grommet standard in position 2 of top and modesty panel.

Return with Box/Box/File Ped

Full Height Modesty



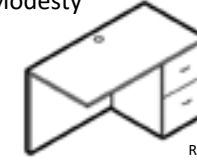
Right Model Shown

Model Number		Depth	Width	Height	
Left Model	Right Model				
SS-RBBF-1930-L-A1	SS-RBBF-1930-R-A1	19	30	29	\$1,321
SS-RBBF-1936-L-A1	SS-RBBF-1936-R-A1	19	36	29	\$1,328
SS-RBBF-1942-L-A1	SS-RBBF-1942-R-A1	19	42	29	\$1,337
SS-RBBF-1948-L-A1	SS-RBBF-1948-R-A1	19	48	29	\$1,388
SS-RBBF-1954-L-A1	SS-RBBF-1954-R-A1	19	54	29	\$1,459
SS-RBBF-1960-L-A1	SS-RBBF-1960-R-A1	19	60	29	\$1,519
SS-RBBF-2430-L-A1	SS-RBBF-2430-R-A1	24	30	29	\$1,430
SS-RBBF-2436-L-A1	SS-RBBF-2436-R-A1	24	36	29	\$1,438
SS-RBBF-2442-L-A1	SS-RBBF-2442-R-A1	24	42	29	\$1,458
SS-RBBF-2448-L-A1	SS-RBBF-2448-R-A1	24	48	29	\$1,477
SS-RBBF-2454-L-A1	SS-RBBF-2454-R-A1	24	54	29	\$1,542
SS-RBBF-2460-L-A1	SS-RBBF-2460-R-A1	24	60	29	\$1,597

- Grommet standard in position 2 of top and modesty panel.
- For 10" modesty panel with finished pedestal back, add OP-LMDP-10 for \$140.

Return with File/File Ped

Full Height Modesty



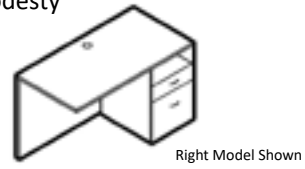
Right Model Shown

Model Number		Depth	Width	Height	
Left Model	Right Model				
SS-RFFL-1930-L-A1	SS-RFFL-1930-R-A1	19	30	29	\$1,321
SS-RFFL-1936-L-A1	SS-RFFL-1936-R-A1	19	36	29	\$1,328
SS-RFFL-1942-L-A1	SS-RFFL-1942-R-A1	19	42	29	\$1,337
SS-RFFL-1948-L-A1	SS-RFFL-1948-R-A1	19	48	29	\$1,388
SS-RFFL-1954-L-A1	SS-RFFL-1954-R-A1	19	54	29	\$1,459
SS-RFFL-1960-L-A1	SS-RFFL-1960-R-A1	19	60	29	\$1,519
SS-RFFL-2430-L-A1	SS-RFFL-2430-R-A1	24	30	29	\$1,430
SS-RFFL-2436-L-A1	SS-RFFL-2436-R-A1	24	36	29	\$1,438
SS-RFFL-2442-L-A1	SS-RFFL-2442-R-A1	24	42	29	\$1,458
SS-RFFL-2448-L-A1	SS-RFFL-2448-R-A1	24	48	29	\$1,477
SS-RFFL-2454-L-A1	SS-RFFL-2454-R-A1	24	54	29	\$1,542
SS-RFFL-2460-L-A1	SS-RFFL-2460-R-A1	24	60	29	\$1,597

- Grommet standard in position 2 of top and modesty panel.
- For 10" modesty panel with finished pedestal back, add OP-LMDP-10 for \$140.

Return with Shelf/Box/File Ped

Full Height Modesty

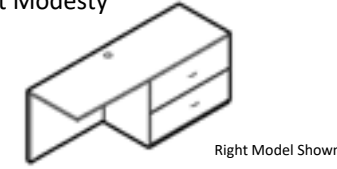


Model Number	Depth	Width	Height	
Left Model Right Model				
SS-RSBF-1930-L-A1 SS-RSBF-1930-R-A1	19	30	29	\$1,375
SS-RSBF-1936-L-A1 SS-RSBF-1936-R-A1	19	36	29	\$1,382
SS-RSBF-1942-L-A1 SS-RSBF-1942-R-A1	19	42	29	\$1,394
SS-RSBF-1948-L-A1 SS-RSBF-1948-R-A1	19	48	29	\$1,443
SS-RSBF-1954-L-A1 SS-RSBF-1954-R-A1	19	54	29	\$1,513
SS-RSBF-1960-L-A1 SS-RSBF-1960-R-A1	19	60	29	\$1,575
SS-RSBF-2430-L-A1 SS-RSBF-2430-R-A1	24	30	29	\$1,485
SS-RSBF-2436-L-A1 SS-RSBF-2436-R-A1	24	36	29	\$1,493
SS-RSBF-2442-L-A1 SS-RSBF-2442-R-A1	24	42	29	\$1,513
SS-RSBF-2448-L-A1 SS-RSBF-2448-R-A1	24	48	29	\$1,534
SS-RSBF-2454-L-A1 SS-RSBF-2454-R-A1	24	54	29	\$1,599
SS-RSBF-2460-L-A1 SS-RSBF-2460-R-A1	24	60	29	\$1,652

- Grommet standard in position 2 of top and modesty panel.
- For 10" modesty panel with finished pedestal back, add OP-LMDP-10 for \$140.

Return with 32" Wide Lateral File Ped

Full Height Modesty

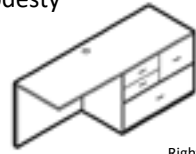


Model Number	Depth	Width	Height	
Left Model Right Model				
SS-RTLFL-1948-L-A1 SS-RTLFL-1948-R-A1	19	48	29	\$1,762
SS-RTLFL-1954-L-A1 SS-RTLFL-1954-R-A1	19	54	29	\$1,831
SS-RTLFL-1960-L-A1 SS-RTLFL-1960-R-A1	19	60	29	\$1,892
SS-RTLFL-1966-L-A1 SS-RTLFL-1966-R-A1	19	66	29	\$1,968
SS-RTLFL-1972-L-A1 SS-RTLFL-1972-R-A1	19	72	29	\$2,007
SS-RTLFL-2442-L-A1 SS-RTLFL-2442-R-A1	24	42	29	\$1,831
SS-RTLFL-2448-L-A1 SS-RTLFL-2448-R-A1	24	48	29	\$1,852
SS-RTLFL-2454-L-A1 SS-RTLFL-2454-R-A1	24	54	29	\$1,916
SS-RTLFL-2460-L-A1 SS-RTLFL-2460-R-A1	24	60	29	\$1,973
SS-RTLFL-2466-L-A1 SS-RTLFL-2466-R-A1	24	66	29	\$2,075
SS-RTLFL-2472-L-A1 SS-RTLFL-2472-R-A1	24	72	29	\$2,111

- Grommet standard in position 2 of top and modesty panel.
- Letter filing is two rows front to back; legal filing is side to side.
- For 10" modesty panel with finished pedestal back, add OP-LMDP-10 for \$140.
- Lateral file drawers have a maximum weight capacity of 50 lbs.

Return with 32" Wide File Center Ped

Full Height Modesty



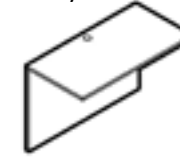
Right Model Shown

Model Number	Depth	Width	Height		
Left Model	Right Model				
SS-RTFC-1948-L-A1	SS-RTFC-1948-R-A1	19	48	29	\$1,986
SS-RTFC-1954-L-A1	SS-RTFC-1954-R-A1	19	54	29	\$2,056
SS-RTFC-1960-L-A1	SS-RTFC-1960-R-A1	19	60	29	\$2,117
SS-RTFC-1966-L-A1	SS-RTFC-1966-R-A1	19	66	29	\$2,190
SS-RTFC-1972-L-A1	SS-RTFC-1972-R-A1	19	72	29	\$2,227
SS-RTFC-2442-L-A1	SS-RTFC-2442-R-A1	24	42	29	\$2,056
SS-RTFC-2448-L-A1	SS-RTFC-2448-R-A1	24	48	29	\$2,077
SS-RTFC-2454-L-A1	SS-RTFC-2454-R-A1	24	54	29	\$2,140
SS-RTFC-2460-L-A1	SS-RTFC-2460-R-A1	24	60	29	\$2,194
SS-RTFC-2466-L-A1	SS-RTFC-2466-R-A1	24	66	29	\$2,297
SS-RTFC-2472-L-A1	SS-RTFC-2472-R-A1	24	72	29	\$2,335

- Grommet standard in position 2 of top and modesty panel.
- On lower drawer, letter filing is two rows front to back; legal filing is side to side. Box drawers do not lock.
- File center pedestal is 32" wide only. Box drawers always on left of pedestal.
- For 10" modesty panel with finished pedestal back, add OP-LMDP-10 for \$140.
- Lateral file drawers have a maximum weight capacity of 50 lbs.

Bridge

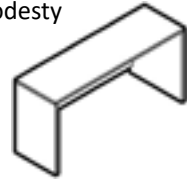
Full Height Modesty



Model Number	Depth	Width	Height	
SS-BRDG-1924-A1	19	24	29	\$500
SS-BRDG-1930-A1	19	30	29	\$508
SS-BRDG-1936-A1	19	36	29	\$515
SS-BRDG-1942-A1	19	42	29	\$547
SS-BRDG-1948-A1	19	48	29	\$571
SS-BRDG-1954-A1	19	54	29	\$649
SS-BRDG-1960-A1	19	60	29	\$729
SS-BRDG-2424-A1	24	24	29	\$509
SS-BRDG-2430-A1	24	30	29	\$519
SS-BRDG-2436-A1	24	36	29	\$534
SS-BRDG-2442-A1	24	42	29	\$567
SS-BRDG-2448-A1	24	48	29	\$590
SS-BRDG-2454-A1	24	54	29	\$687
SS-BRDG-2460-A1	24	60	29	\$769

- Standard with full modesty panel unless otherwise noted on your order.
- Bridges ship flat to save space. Hinged modesty panel for easy access install.
- Grommet standard in position 2 of top and modesty panel.
- For 10" modesty panel, add OP-LMDP-10 for \$140.

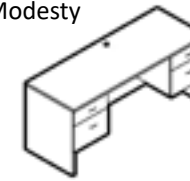
Credenza Shell
3/4 Height Modesty



Model Number	Depth	Width	Height	
SS-CSHL-1936-A1	19	36	29	\$683
SS-CSHL-1942-A1	19	42	29	\$694
SS-CSHL-1948-A1	19	48	29	\$711
SS-CSHL-1954-A1	19	54	29	\$729
SS-CSHL-1960-A1	19	60	29	\$781
SS-CSHL-1966-A1	19	66	29	\$892
SS-CSHL-1972-A1	19	72	29	\$955
SS-CSHL-1978-A1	19	78	29	\$1,133
SS-CSHL-1984-A1	19	84	29	\$1,321
SS-CSHL-2442-A1	24	42	29	\$759
SS-CSHL-2448-A1	24	48	29	\$772
SS-CSHL-2454-A1	24	54	29	\$777
SS-CSHL-2460-A1	24	60	29	\$801
SS-CSHL-2466-A1	24	66	29	\$932
SS-CSHL-2472-A1	24	72	29	\$991
SS-CSHL-2478-A1	24	78	29	\$1,168
SS-CSHL-2484-A1	24	84	29	\$1,357

- 3/4 height modesty panel except 78" and 84" which have full modesty panels.
- Modesty panel is inset 1/4" from end panels.
- For full modesty panel, add OP-LMDP-FULL for \$164.
- For optional foot purse shelf, add OP-SHLF-1 for \$224.
- See page 70-73 for pedestals.

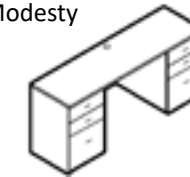
Kneehole Credenza - Box/File Peds
3/4 Height Modesty



Model Number	Depth	Width	Height	
SS-CRKN-1960-A1	19	60	29	\$1,949
SS-CRKN-1966-A1	19	66	29	\$2,189
SS-CRKN-1972-A1	19	72	29	\$2,236
SS-CRKN-1978-A1	19	78	29	\$2,441
SS-CRKN-2460-A1	24	60	29	\$1,985
SS-CRKN-2466-A1	24	66	29	\$2,225
SS-CRKN-2472-A1	24	72	29	\$2,273
SS-CRKN-2478-A1	24	78	29	\$2,478

- Grommet standard.
- For full modesty panel, add OP-LMDP-FULL for \$164.

Kneehole Credenza - Box/Box/File Peds
Full Height Modesty

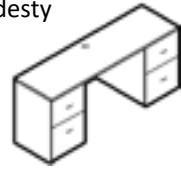


Model Number	Depth	Width	Height	
SS-CBBF-1960-A1	19	60	29	\$2,074
SS-CBBF-1966-A1	19	66	29	\$2,314
SS-CBBF-1972-A1	19	72	29	\$2,361
SS-CBBF-1978-A1	19	78	29	\$2,566
SS-CBBF-2460-A1	24	60	29	\$2,110
SS-CBBF-2466-A1	24	66	29	\$2,349
SS-CBBF-2472-A1	24	72	29	\$2,398
SS-CBBF-2478-A1	24	78	29	\$2,603

- Grommet standard.
- For 10" modesty panel with finished pedestal back, add OP-LMDP-10 for \$140.
- Add OP-PEDL-09 to switch Box-Box-File Pedestal to File-File pedestal for no charge.

Kneehole Credenza - File/File Peds

Full Height Modesty

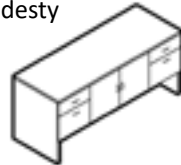


Model Number	Depth	Width	Height	
SS-CFFF-1960-A1	19	60	29	\$2,074
SS-CFFF-1966-A1	19	66	29	\$2,314
SS-CFFF-1972-A1	19	72	29	\$2,361
SS-CFFF-1978-A1	19	78	29	\$2,566
SS-CFFF-2460-A1	24	60	29	\$2,110
SS-CFFF-2466-A1	24	66	29	\$2,349
SS-CFFF-2472-A1	24	72	29	\$2,398
SS-CFFF-2478-A1	24	78	29	\$2,603

- Grommet standard.
- For 10" modesty panel with finished pedestal back, add OP-LMDP-10 for \$140.

Storage Credenza - Box/File Peds

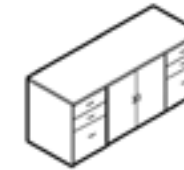
3/4 Height Modesty



Model Number	Depth	Width	Height	
SS-CRST-1960-A1	19	60	29	\$1,849
SS-CRST-1966-A1	19	66	29	\$2,088
SS-CRST-1972-A1	19	72	29	\$2,135
SS-CRST-1978-A1	19	78	29	\$2,342
SS-CRST-2460-A1	24	60	29	\$1,887
SS-CRST-2466-A1	24	66	29	\$2,124
SS-CRST-2472-A1	24	72	29	\$2,175
SS-CRST-2478-A1	24	78	29	\$2,381

- Includes two hinged doors with one adjustable shelf.
- Lock standard on pedestals only. For lock on doors, add OP-LOCK-ADD for \$127.

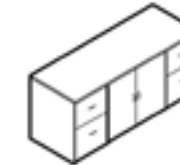
Storage Credenza - Box/Box/File Peds



Model Number	Depth	Width	Height	
SS-CFST-1966-A1	19	66	29	\$2,725
SS-CFST-1972-A1	19	72	29	\$2,769
SS-CFST-1978-A1	19	78	29	\$2,976
SS-CFST-2466-A1	24	66	29	\$2,760
SS-CFST-2472-A1	24	72	29	\$2,808
SS-CFST-2478-A1	24	78	29	\$3,014

- Includes two hinged doors in center and one adjustable shelf behind doors .
- Lock standard on pedestals only. For lock on doors, add OP-LOCK-ADD for \$127.
- Add OP-PEDL-09 to switch Box-Box-File Pedestal to File-File pedestal for no charge.

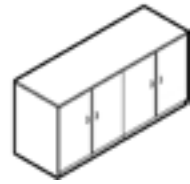
Storage Credenza - File/File Peds



Model Number	Depth	Width	Height	
SS-CFS2-1966-A1	19	66	29	\$2,725
SS-CFS2-1972-A1	19	72	29	\$2,769
SS-CFS2-1978-A1	19	78	29	\$2,976
SS-CFS2-2466-A1	24	66	29	\$2,760
SS-CFS2-2472-A1	24	72	29	\$2,808
SS-CFS2-2478-A1	24	78	29	\$3,014

- Includes two hinged doors with one adjustable shelf.
- Lock standard on pedestals only. For lock on doors, add OP-LOCK-ADD for \$127.

Four Door Credenza

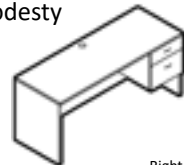


Model Number	Depth	Width	Height	
SS-STDB-1960-A1	19	60	29	\$2,475
SS-STDB-1966-A1	19	66	29	\$2,498
SS-STDB-1972-A1	19	72	29	\$2,547
SS-STDB-1978-A1	19	78	29	\$2,751
SS-STDB-2460-A1	24	60	29	\$2,515
SS-STDB-2466-A1	24	66	29	\$2,535
SS-STDB-2472-A1	24	72	29	\$2,584
SS-STDB-2478-A1	24	78	29	\$2,792

- Doors are outset on sides.
- Single adjustable shelf behind each set of doors.
- For lock on doors, add OP-LOCK-ADD for \$127 per lock. (Two locks needed for this unit.)

Single Ped Credenza - Box/File Ped

3/4 Height Modesty



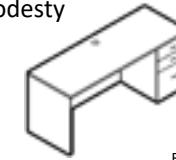
Right Model Shown

Model Number	Depth	Width	Height	
Left Model				
Right Model				
SS-SPC1-1960-L-A1	19	60	29	\$1,446
SS-SPC1-1966-L-A1	19	66	29	\$1,558
SS-SPC1-1972-L-A1	19	72	29	\$1,619
SS-SPC1-1978-L-A1	19	78	29	\$1,797
SS-SPC1-2460-L-A1	24	60	29	\$1,465
SS-SPC1-2466-L-A1	24	66	29	\$1,600
SS-SPC1-2472-L-A1	24	72	29	\$1,656
SS-SPC1-2478-L-A1	24	78	29	\$1,835

- Grommet standard.
- For full modesty panel, add OP-LMDP-FULL for \$164.
- For optional foot purse shelf, add OP-SHLF-1 for \$224.

Single Ped Credenza - Box/Box/File Ped

Full Height Modesty



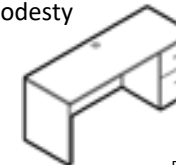
Right Model Shown

Model Number	Depth	Width	Height	
Left Model				
Right Model				
SS-SPC2-1960-L-A1	19	60	29	\$1,508
SS-SPC2-1966-L-A1	19	66	29	\$1,621
SS-SPC2-1972-L-A1	19	72	29	\$1,682
SS-SPC2-1978-L-A1	19	78	29	\$1,860
SS-SPC2-2460-L-A1	24	60	29	\$1,527
SS-SPC2-2466-L-A1	24	66	29	\$1,662
SS-SPC2-2472-L-A1	24	72	29	\$1,718
SS-SPC2-2478-L-A1	24	78	29	\$1,897

- Grommet standard.
- For 10" modesty panel with finished pedestal back, add OP-LMDP-10 for \$140.

Single Ped Credenza - File/File Ped

Full Height Modesty



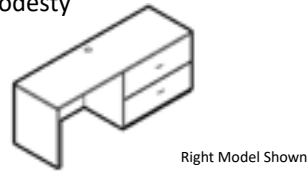
Right Model Shown

Model Number	Depth	Width	Height	
Left Model				
Right Model				
SS-SPC5-1960-L-A1	19	60	29	\$1,508
SS-SPC5-1966-L-A1	19	66	29	\$1,621
SS-SPC5-1972-L-A1	19	72	29	\$1,682
SS-SPC5-1978-L-A1	19	78	29	\$1,860
SS-SPC5-2460-L-A1	24	60	29	\$1,527
SS-SPC5-2466-L-A1	24	66	29	\$1,662
SS-SPC5-2472-L-A1	24	72	29	\$1,718
SS-SPC5-2478-L-A1	24	78	29	\$1,897

- Grommet standard.
- For 10" modesty panel with finished pedestal back, add OP-LMDP-10 for \$140.

Single Ped Credenza - 36" Wide Lateral File Ped

Full Height Modesty

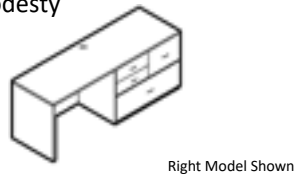


Model Number		Depth	Width	Height	
Left Model	Right Model				
SS-SPC3-1966-L-A1	SS-SPC3-1966-R-A1	19	66	29	\$1,992
SS-SPC3-1972-L-A1	SS-SPC3-1972-R-A1	19	72	29	\$2,055
SS-SPC3-1978-L-A1	SS-SPC3-1978-R-A1	19	78	29	\$2,235
SS-SPC3-2466-L-A1	SS-SPC3-2466-R-A1	24	66	29	\$2,030
SS-SPC3-2472-L-A1	SS-SPC3-2472-R-A1	24	72	29	\$2,090
SS-SPC3-2478-L-A1	SS-SPC3-2478-R-A1	24	78	29	\$2,272

- Lateral width is 36". Note clearly on order if you prefer 32" for same price.
- Grommet standard.
- For 10" modesty panel with finished pedestal back, add OP-LMDP-10 for \$140.
- Legal and letter filing can be two rows front to back, or legal only side to side.
- Lateral file drawers have a maximum weight capacity of 50 lbs.

Single Ped Credenza - 32" File Center Ped

Full Height Modesty

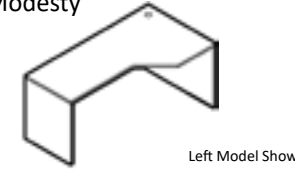


Model Number		Depth	Width	Height	
Left Model	Right Model				
SS-SPC4-1966-L-A1	SS-SPC4-1966-R-A1	19	66	29	\$2,218
SS-SPC4-1972-L-A1	SS-SPC4-1972-R-A1	19	72	29	\$2,279
SS-SPC4-1978-L-A1	SS-SPC4-1978-R-A1	19	78	29	\$2,457
SS-SPC4-2466-L-A1	SS-SPC4-2466-R-A1	24	66	29	\$2,254
SS-SPC4-2472-L-A1	SS-SPC4-2472-R-A1	24	72	29	\$2,317
SS-SPC4-2478-L-A1	SS-SPC4-2478-R-A1	24	78	29	\$2,496

- Grommet standard.
- For 10" modesty panel with finished pedestal back, add OP-LMDP-10 for \$140.
- File center pedestal is 32" wide only. Box drawers always on left of pedestal. Box drawers do not lock.
- On bottom drawer, letter filing is two rows front to back. Legal filing is side to side.
- Lateral file drawers have a maximum weight capacity of 50 lbs.

Compudenza Shell

3/4 Height Modesty

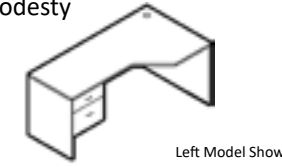


Model Number		Depth	Width	Height	
Left Model	Right Model				
SS-CDS1-3666-L-A1	SS-CDS1-3666-R-A1	19-36-19	66	29	\$1,081
SS-CDS1-3672-L-A1	SS-CDS1-3672-R-A1	19-36-19	72	29	\$1,099
SS-CDS2-3666-L-A1	SS-CDS2-3666-R-A1	24-36-24	66	29	\$1,111
SS-CDS2-3672-L-A1	SS-CDS2-3672-R-A1	24-36-24	72	29	\$1,119
SS-CDS2-3678-L-A1	SS-CDS2-3678-R-A1	24-36-24	78	29	\$1,259
SS-CDS2-4272-L-A1	SS-CDS2-4272-R-A1	24-42-24	72	29	\$1,321
SS-CDS2-4278-L-A1	SS-CDS2-4278-R-A1	24-42-24	78	29	\$1,560

- NOTE: Left model has extended corner on the *right*.
- CDS1 has 19" workspace depth & 19" return connect depth. CDS2 has 24" for both.
- Grommet standard.
- For full modesty panel, add OP-LMDP-FULL for \$164.

Compudenza - Box/File Ped

3/4 Height Modesty

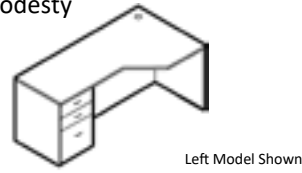


Model Number		Depth	Width	Height	
Left Model	Right Model				
SS-CDZ1-3666-L-A1	SS-CDZ1-3666-R-A1	19-36-19	66	29	\$1,749
SS-CDZ1-3672-L-A1	SS-CDZ1-3672-R-A1	19-36-19	72	29	\$1,766
SS-CDZ2-3666-L-A1	SS-CDZ2-3666-R-A1	24-36-24	66	29	\$1,773
SS-CDZ2-3672-L-A1	SS-CDZ2-3672-R-A1	24-36-24	72	29	\$1,787
SS-CDZ2-3678-L-A1	SS-CDZ2-3678-R-A1	24-36-24	78	29	\$1,925
SS-CDZ2-4272-L-A1	SS-CDZ2-4272-R-A1	24-42-24	72	29	\$1,987
SS-CDZ2-4278-L-A1	SS-CDZ2-4278-R-A1	24-42-24	78	29	\$2,225

- NOTE: Left model has extended corner on the *right*.
- CDZ1 has 19" workspace depth & 19" return connect depth. CDZ2 has 24" for both.
- Grommet standard.
- For full modesty panel, add OP-LMDP-FULL for \$164.

Compudenza - Box/Box/File Ped

Full Height Modesty



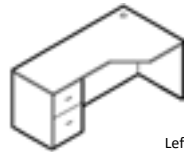
Left Model Shown

Model Number	Depth	Width	Height	
Left Model Right Model				
SS-CDF1-3666-L-A1 SS-CDF1-3666-R-A1	19-36-19	66	29	\$1,811
SS-CDF1-3672-L-A1 SS-CDF1-3672-R-A1	19-36-19	72	29	\$1,828
SS-CDF2-3666-L-A1 SS-CDF2-3666-R-A1	24-36-24	66	29	\$1,836
SS-CDF2-3672-L-A1 SS-CDF2-3672-R-A1	24-36-24	72	29	\$1,849
SS-CDF2-3678-L-A1 SS-CDF2-3678-R-A1	24-36-24	78	29	\$1,987
SS-CDF2-4272-L-A1 SS-CDF2-4272-R-A1	24-42-24	72	29	\$2,049
SS-CDF2-4278-L-A1 SS-CDF2-4278-R-A1	24-42-24	78	29	\$2,287

- NOTE: Left model has extended corner on the *right*.
- CDF1 has 19" workspace depth & 19" return connect depth. CDF2 has 24" for both.
- Grommet standard.
- For 10" modesty panel with finished pedestal back, add OP-LMDP-10 for \$140.

Compudenza - File/File Ped

Full Height Modesty



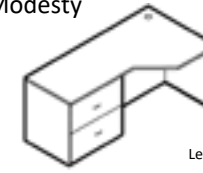
Left Model Shown

Model Number	Depth	Width	Height	
Left Model Right Model				
SS-CDL1-3666-L-A1 SS-CDL1-3666-R-A1	19-36-19	66	29	\$1,811
SS-CDL1-3672-L-A1 SS-CDL1-3672-R-A1	19-36-19	72	29	\$1,828
SS-CDL2-3666-L-A1 SS-CDL2-3666-R-A1	24-36-24	66	29	\$1,836
SS-CDL2-3672-L-A1 SS-CDL2-3672-R-A1	24-36-24	72	29	\$1,849
SS-CDL2-3678-L-A1 SS-CDL2-3678-R-A1	24-36-24	78	29	\$1,987
SS-CDL2-4272-L-A1 SS-CDL2-4272-R-A1	24-42-24	72	29	\$2,049
SS-CDL2-4278-L-A1 SS-CDL2-4278-R-A1	24-42-24	78	29	\$2,287

- NOTE: Left model has extended corner on the *right*.
- CDL1 has 19" workspace depth and 19" return connect depth. CDL2 has 24" for both.
- Grommet standard.
- For 10" modesty panel with finished pedestal back, add OP-LMDP-10 for \$140.

Compudenza - 32" Lateral File Ped

Full Height Modesty



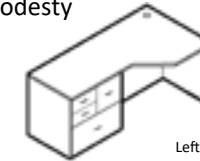
Left Model Shown

Model Number	Depth	Width	Height	
Left Model Right Model				
SS-CLF1-3672-L-A1 SS-CLF1-3672-R-A1	19-36-19	72	29	\$2,201
SS-CLF2-3672-L-A1 SS-CLF2-3672-R-A1	24-36-24	72	29	\$2,220
SS-CLF2-3678-L-A1 SS-CLF2-3678-R-A1	24-36-24	78	29	\$2,361
SS-CLF2-4272-L-A1 SS-CLF2-4272-R-A1	24-42-24	72	29	\$2,420
SS-CLF2-4278-L-A1 SS-CLF2-4278-R-A1	24-42-24	78	29	\$2,662

- NOTE: Left model has extended corner on the *right*.
- CLF1 has 19" workspace depth and 19" return connect depth. CLF2 has 24" for both.
- Grommet standard.
- For 10" modesty panel with finished pedestal back, add OP-LMDP-10 for \$140.
- Filing options are two rows letter-size front to back, or one row legal-size side to side.
- Lateral file drawers have a maximum weight capacity of 50 lbs.

Compudenza - 32" File Center Ped

Full Height Modesty



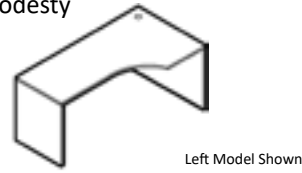
Left Model Shown

Model Number	Depth	Width	Height	
Left Model Right Model				
SS-CFC1-3672-L-A1 SS-CFC1-3672-R-A1	19-36-19	72	29	\$2,425
SS-CFC2-3672-L-A1 SS-CFC2-3672-R-A1	24-36-24	72	29	\$2,444
SS-CFC2-3678-L-A1 SS-CFC2-3678-R-A1	24-36-24	78	29	\$2,584
SS-CFC2-4272-L-A1 SS-CFC2-4272-R-A1	24-42-24	72	29	\$2,643
SS-CFC2-4278-L-A1 SS-CFC2-4278-R-A1	24-42-24	78	29	\$2,885

- NOTE: Left model has extended corner on the *right*.
- CFC1 has 19" workspace depth and 19" return connect depth. CFC2 has 24" for both.
- Box drawers always on left of pedestal. Box drawers do not lock.
- Grommet standard.
- For 10" modesty panel with finished pedestal back, add OP-LMDP-10 for \$140.
- Lateral file drawers have a maximum weight capacity of 50 lbs.

Compudenza Shell with Inside Curve

3/4 Height Modesty



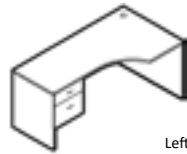
Left Model Shown

Model Number	Depth	Width	Height	
Left Model Right Model				
SS-CCS1-3666-L-A1 SS-CCS1-3666-R-A1	19-36-19	66	29	\$1,172
SS-CCS1-3672-L-A1 SS-CCS1-3672-R-A1	19-36-19	72	29	\$1,195
SS-CCS2-3666-L-A1 SS-CCS2-3666-R-A1	24-36-24	66	29	\$1,202
SS-CCS2-3672-L-A1 SS-CCS2-3672-R-A1	24-36-24	72	29	\$1,212
SS-CCS2-3678-L-A1 SS-CCS2-3678-R-A1	24-36-24	78	29	\$1,353
SS-CCS2-4272-L-A1 SS-CCS2-4272-R-A1	24-42-24	72	29	\$1,411
SS-CCS2-4278-L-A1 SS-CCS2-4278-R-A1	24-42-24	78	29	\$1,652

- NOTE: Left model has extended corner on the *right*.
- CCS1 has 19" workspace depth & 19" return connect depth. CCS2 has 24" for both.
- Grommet standard.
- For full modesty panel, add OP-LMDP-FULL for \$164.

Compudenza Shell with Inside Curve - Box/File Ped

3/4 Height Modesty



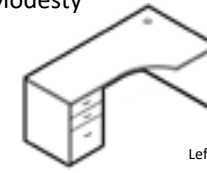
Left Model Shown

Model Number	Depth	Width	Height	
Left Model Right Model				
SS-CCZ1-3666-L-A1 SS-CCZ1-3666-R-A1	19-36-19	66	29	\$1,749
SS-CCZ1-3672-L-A1 SS-CCZ1-3672-R-A1	19-36-19	72	29	\$1,766
SS-CCZ2-3666-L-A1 SS-CCZ2-3666-R-A1	24-36-24	66	29	\$1,773
SS-CCZ2-3672-L-A1 SS-CCZ2-3672-R-A1	24-36-24	72	29	\$1,787
SS-CCZ2-3678-L-A1 SS-CCZ2-3678-R-A1	24-36-24	78	29	\$1,925
SS-CCZ2-4272-L-A1 SS-CCZ2-4272-R-A1	24-42-24	72	29	\$1,986
SS-CCZ2-4278-L-A1 SS-CCZ2-4278-R-A1	24-42-24	78	29	\$2,225

- NOTE: Left model has extended corner on the *right*.
- CCZ1 has 19" workspace depth and 19" return connect depth. CCZ2 has 24" for both.
- Grommet standard.
- For full modesty panel, add OP-LMDP-FULL for \$164.

Compudenza Shell with Inside Curve - Box/Box/File Ped

Full Height Modesty



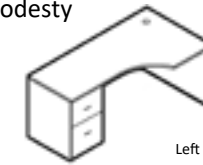
Left Model Shown

Model Number	Depth	Width	Height	
Left Model Right Model				
SS-CCU1-3666-L-A1 SS-CCU1-3666-R-A1	19-36-19	66	29	\$1,811
SS-CCU1-3672-L-A1 SS-CCU1-3672-R-A1	19-36-19	72	29	\$1,828
SS-CCU2-3666-L-A1 SS-CCU2-3666-R-A1	24-36-24	66	29	\$1,836
SS-CCU2-3672-L-A1 SS-CCU2-3672-R-A1	24-36-24	72	29	\$1,849
SS-CCU2-3678-L-A1 SS-CCU2-3678-R-A1	24-36-24	78	29	\$1,987
SS-CCU2-4272-L-A1 SS-CCU2-4272-R-A1	24-42-24	72	29	\$2,049
SS-CCU2-4278-L-A1 SS-CCU2-4278-R-A1	24-42-24	78	29	\$2,287

- NOTE: Left model has extended corner on the *right*.
- CCU1 has 19" workspace depth and 19" return connect depth. CCU2 has 24" for both.
- Grommet standard.
- For 10" modesty panel with finished pedestal back, add OP-LMDP-10 for \$140.

Compudenza Shell with Inside Curve - File/File Ped

Full Height Modesty



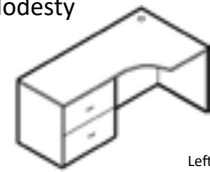
Left Model Shown

Model Number	Depth	Width	Height	
Left Model Right Model				
SS-CCL1-3666-L-A1 SS-CCL1-3666-R-A1	19-36-19	66	29	\$1,811
SS-CCL1-3672-L-A1 SS-CCL1-3672-R-A1	19-36-19	72	29	\$1,828
SS-CCL2-3666-L-A1 SS-CCL2-3666-R-A1	24-36-24	66	29	\$1,836
SS-CCL2-3672-L-A1 SS-CCL2-3672-R-A1	24-36-24	72	29	\$1,849
SS-CCL2-3678-L-A1 SS-CCL2-3678-R-A1	24-36-24	78	29	\$1,987
SS-CCL2-4272-L-A1 SS-CCL2-4272-R-A1	24-42-24	72	29	\$2,049
SS-CCL2-4278-L-A1 SS-CCL2-4278-R-A1	24-42-24	78	29	\$2,287

- NOTE: Left model has extended corner on the *right*.
- CCL1 has 19" for both workspace depth & return connect depth. CCL2 has 24" for both.
- Grommet standard.
- For 10" modesty panel with finished pedestal back, add OP-LMDP-10 for \$140.

Compudenza Shell with Inside Curve - 32" Wide Lateral File Ped

Full Height Modesty



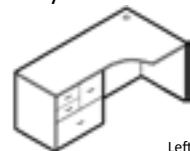
Left Model Shown

Model Number	Depth	Width	Height		
Left Model	Right Model				
SS-CLF6-3672-L-A1	SS-CLF6-3672-R-A1	19-36-19	72	29	\$2,201
SS-CLF7-3672-L-A1	SS-CLF7-3672-R-A1	24-36-24	72	29	\$2,220
SS-CLF7-3678-L-A1	SS-CLF7-3678-R-A1	24-36-24	78	29	\$2,361
SS-CLF7-4272-L-A1	SS-CLF7-4272-R-A1	24-42-24	72	29	\$2,420
SS-CLF7-4278-L-A1	SS-CLF7-4278-R-A1	24-42-24	78	29	\$2,662

- NOTE: Left model has extended corner on the *right*.
- CLF6 has 19" workspace depth and 19" return connect depth. CLF7 has 24" for both.
- Grommet standard.
- For 10" modesty panel with finished pedestal back, add OP-LMDP-10 for \$140.
- Filing options are two rows letter-size front to back, or one row legal-size side to side.
- Lateral file drawers have a maximum weight capacity of 50 lbs.

Compudenza Shell with Inside Curve - 32" Wide File Center Ped

Full Height Modesty



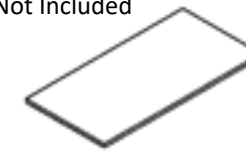
Left Model Shown

Model Number	Depth	Width	Height		
Left Model	Right Model				
SS-CFC6-3672-L-A1	SS-CFC6-3672-R-A1	19-36-19	72	29	\$2,425
SS-CFC7-3672-L-A1	SS-CFC7-3672-R-A1	24-36-24	72	29	\$2,444
SS-CFC7-3678-L-A1	SS-CFC7-3678-R-A1	24-36-24	78	29	\$2,584
SS-CFC7-4272-L-A1	SS-CFC7-4272-R-A1	24-42-24	72	29	\$2,643
SS-CFC7-4278-L-A1	SS-CFC7-4278-R-A1	24-42-24	78	29	\$2,885

- NOTE: Left model has extended corner on the *right*.
- CFC6 has 19" workspace depth and 19" return connect depth. CFC7 has 24" for both.
- Box drawers always on left of pedestal. Box drawers do not lock.
- Grommet standard.
- For 10" modesty panel with finished pedestal back, add OP-LMDP-10 for \$140.
- Lateral file drawers have a maximum weight capacity of 50 lbs.

Rectangular Worksurface (Top Only)

Stiffener Not Included



Model Number	Depth	Width	Height	
SS-TOPO-1924-A1	19	24	NA	\$268
SS-TOPO-1930-A1	19	30	NA	\$270
SS-TOPO-1936-A1	19	36	NA	\$272
SS-TOPO-1942-A1	19	42	NA	\$274
SS-TOPO-1948-A1	19	48	NA	\$362
SS-TOPO-1954-A1	19	54	NA	\$364
SS-TOPO-1960-A1	19	60	NA	\$365
SS-TOPO-1966-A1	19	66	NA	\$367
SS-TOPO-1972-A1	19	72	NA	\$370
SS-TOPO-1978-A1	19	78	NA	\$458
SS-TOPO-1984-A1	19	84	NA	\$459
SS-TOPO-2424-A1	24	24	NA	\$270
SS-TOPO-2430-A1	24	30	NA	\$272
SS-TOPO-2436-A1	24	36	NA	\$274
SS-TOPO-2442-A1	24	42	NA	\$276
SS-TOPO-2448-A1	24	48	NA	\$364
SS-TOPO-2454-A1	24	54	NA	\$365
SS-TOPO-2460-A1	24	60	NA	\$367
SS-TOPO-2466-A1	24	66	NA	\$370
SS-TOPO-2472-A1	24	72	NA	\$373
SS-TOPO-2478-A1	24	78	NA	\$458
SS-TOPO-2484-A1	24	84	NA	\$461
SS-TOPO-3030-A1	30	30	NA	\$358
SS-TOPO-3036-A1	30	36	NA	\$362
SS-TOPO-3042-A1	30	42	NA	\$364
SS-TOPO-3048-A1	30	48	NA	\$493
SS-TOPO-3054-A1	30	54	NA	\$496
SS-TOPO-3060-A1	30	60	NA	\$497
SS-TOPO-3066-A1	30	66	NA	\$498
SS-TOPO-3072-A1	30	72	NA	\$501
SS-TOPO-3078-A1	30	78	NA	\$631
SS-TOPO-3084-A1	30	84	NA	\$632
SS-TOPO-3660-A1	36	60	NA	\$498
SS-TOPO-3666-A1	36	66	N/A	\$501
SS-TOPO-3672-A1	36	72	NA	\$502
SS-TOPO-3678-A1	36	78	NA	\$632

- ANY ADJUSTMENTS TO ABOVE SIZING WILL REQUIRE A CUT CHARGE. USE OP-CUT1 for \$140.
- For rounded corners use OP-EDGE-RND for an additional \$178 per top.
- Grain runs horizontal standard, to change to vertical use OP-FNSH-DRCT for a \$534 price increase. Only available on tops 60" or less.
- See following page for pedestals that can be used to support worksurfaces up to 30" deep.
- Connecting flat brackets of 3.5" x 6.5" available. Add AC-BRKT-FLAT for \$27 per bracket.
- Anti-sag stiffener bar not included. Add AC-STHT-48 for \$104 to add stiffener bar to tops 60" wide and less. Add AC-STHT-60 for \$110 to add stiffener bar to tops 62"-72" wide. Add AC-STHT-72 for \$119 to add stiffener bar to tops 74"-84". 36" deep tops require two stiffener bars.

Box/Box/File Surface Supporting Pedestal



Model Number	Width	Depth	Height	Price
SS-PDBF-1816	16	18	28	\$1,070
SS-PDBF-2216	16	22	28	\$1,108

- Pedestal is finished on all sides and can easily be moved in the field.
- Lock included.

Metal Box/Box/File Pedestal



Model Number	Color	Width	Depth	Height	Price
MF-MPE3-SM	(Silver Metallic)	15	20	28	\$947
MF-MPE3-WT	(White)	15	20	28	\$897
MF-MPE3-BK	(Black)	15	20	28	\$897

- Will not fully fit under 19" deep worksurfaces.
- Ships in individual carton.
- For laminate drawer faces with standard finishes and pulls, add MF-OPTN-FT for \$217.
- Lock included.

File/File Surface Supporting Pedestal



Model Number	Width	Depth	Height	Price
SS-PDFF-1816	16	18	28	\$1,070
SS-PDFF-2216	16	22	28	\$1,108

- Pedestal is finished on all sides and can easily be moved in the field.
- Lock included.

Metal File/File Pedestal



Model Number	Color	Width	Depth	Height	Price
MF-MPE4-SM	(Silver Metallic)	15	20	28	\$897
MF-MPE4-WT	(White)	15	20	28	\$897
MF-MPE4-BK	(Black)	15	20	28	\$897

- Will not fully fit under 19" deep worksurfaces.
- Ships in individual carton.
- Lock included.
- For laminate drawer faces with standard finishes and pulls, add MF-OPTN-FT for \$217.

Box/Box/Box/Box Surface Supporting Pedestal



Model Number	Width	Depth	Height	Price
SS-PD4B-1816	16	18	28	\$1,268
SS-PD4B-2216	16	22	28	\$1,307

- Pedestal is finished on all sides and can easily be moved in the field.
- Lock included.

Shelf/Box/File Surface Supporting Pedestal



Model Number	Width	Depth	Height	Price
SS-PDSF-1816	16	18	28	\$1,128
SS-PDSF-2216	16	22	28	\$1,167

- Pedestal is finished on all sides and can easily be moved in the field.

Lateral File Surface Supporting Pedestal



Model Number	Width	Depth	Height	Price
SS-PDLF-1832	32	18	28	\$1,354
SS-PDLF-1836	36	18	28	\$1,368
SS-PDLF-2232	32	22	28	\$1,407
SS-PDLF-2236	36	22	28	\$1,417

- Pedestal is finished on all sides and can easily be moved in the field.
- Lock included.
- Lateral file drawers have a maximum weight capacity of 50 lbs.

File Center Surface Supporting Pedestal



Model Number	Width	Depth	Height	Price
SS-PDFC-1832	32	18	28	\$1,556
SS-PDFC-2232	32	22	28	\$1,566

- Pedestal is finished on all sides and can easily be moved in the field.
- Box drawers do not lock. Box drawers are always placed on the left of pedestal. File drawers lock.
- Lateral file drawers have a maximum weight capacity of 50 lbs.

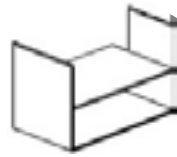
Storage Cabinet Surface Supporting Pedestal



Model Number	Width	Depth	Height	Price
SS-PDSC-1832	32	18	28	\$1,209
SS-PDSC-1836	36	18	28	\$1,221
SS-PDSC-2232	32	22	28	\$1,259
SS-PDSC-2236	36	22	28	\$1,269

- Pedestal is finished on all sides and can easily be moved in the field.
- Single shelf included. For extra shelf -- use OP-SHLF-2 for \$185.
- Hinges open to 90 degrees only.
- Lock optional. Use OP-LOCK-ADD for \$127.

Printer Pedestal



Model Number	Width	Depth	Height	Price
SS-PDPS-1830	30	18	28	\$1,088
SS-PDPS-2230	30	22	28	\$1,127

- Actual width of opening is 1.5" less than overall pedestal width.
- Please specify height of placement for printer shelf.
- Shelf rolls out.

CPU Pedestal



Model Number	Width	Depth	Height	Price
SS-PDPC-1711	11	17	28	\$395

- 9" wide opening.

Bookshelf Pedestal



Model Number	Width	Depth	Height	Price
SS-PDBS-1536	36	15	28	\$727

- Pedestal is finished on all sides and can easily be moved in the field.

Box/Box/File Mobile Pedestal



Model Number	Width	Depth	Height	Price
SS-MBLP-1622	16	22	28	\$1,268

- Five casters for stability.
- PVC edge on top.
- Lock included.

File/File Mobile Pedestal



Model Number	Width	Depth	Height	Price
SS-MBFF-1622	16	22	28	\$1,268

- Five casters for stability.
- PVC edge on top.
- Lock included.

Box/File Mobile Pedestal



Model Number	Width	Depth	Height	Price
SS-MBBF-1622 (box-file)	16	22	22	\$1,177

- Five casters for stability.
- PVC edge on top.
- Lock included.

Box/File Mobile Pedestal with Seat Cushion



Model Number	Width	Depth	Height	Grade 1	Grade 2	Grade 3
SS-MBCS-1622-GR?	16	22	24	\$1,354	\$1,446	\$1,532

- Five casters for stability. Weight capacity of 250 lbs.
- Replace '?' with fabric grade. See website for fabric selections.
- Lock included.

Metal Box/File Mobile Pedestal



Model Number	Color	Width	Depth	Height	Price
MF-MPE1-SM	(Silver Metallic)	15	20	23	\$888
MF-MPE1-WT	(White)	15	20	23	\$888
MF-MPE1-BK	(Black)	15	20	23	\$1,017

- Ships in individual carton.
- Lock included.
- For laminate drawer faces with standard finishes and pulls, add MF-OPTN-FT for \$217.

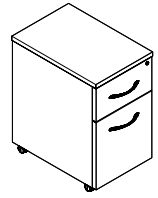
Metal Box/File Mobile Pedestal with Seat Cushion



Model Number	Color	Width	Depth	Height	Grade 1	Grade 2	Grade 3
MF-MPE2-SM	(Silver Metallic)	15	20	23	\$1,105	\$1,192	\$1,316
MF-MPE2-WT	(White)	15	20	23	\$1,105	\$1,192	\$1,316
MF-MPE2-BK	(Black)	15	20	23	\$1,234	\$1,321	\$1,446

- Ships in individual carton.
- Lock included.
- For laminate drawer faces with standard finishes and pulls, add MF-OPTN-FT for \$217.
- Replace '?' with fabric grade. See website for fabric selections.

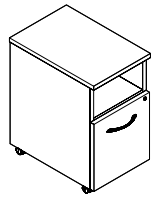
Skinny Box/File Mobile Pedestal



Model Number	Width	Depth	Height	Price
SS-SMBF-1812	12	17 3/4	22	\$984
SS-SMBF-2212	12	21 3/4	22	\$1,030

- Pedestal is finished on all sides.
- Includes five locking casters for stability.
- Lock standard.

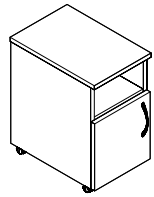
Skinny Cubby/File Mobile Pedestal



Model Number	Width	Depth	Height	Price
SS-SMCF-1812	12	17 3/4	22	\$984
SS-SMCF-2212	12	21 3/4	22	\$1,030

- Pedestal is finished on all sides.
- Includes five locking casters for stability.
- Lock standard.

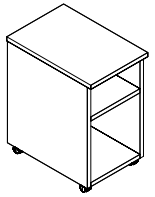
Skinny Cubby/Door Mobile Pedestal



Model Number	Width	Depth	Height	Price
SS-SMCD-1812	12	17 3/4	22	\$956
SS-SMCD-2212	12	21 3/4	22	\$985

- Pedestal is finished on all sides.
- Includes five locking casters for stability.

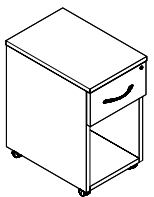
Skinny Open Mobile Pedestal



Model Number	Width	Depth	Height	Price
SS-SMOS-1812	12	17 3/4	22	\$956
SS-SMOS-2212	12	21 3/4	22	\$985

- Pedestal is finished on all sides.
- Includes five locking casters for stability.

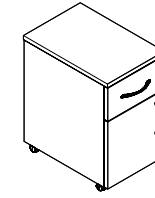
Skinny Box/Open Mobile Pedestal



Model Number	Width	Depth	Height	Price
SS-SMBO-1812	12	17 3/4	22	\$984
SS-SMBO-2212	12	21 3/4	22	\$1,030

- Pedestal is finished on all sides.
- Includes five locking casters for stability.
- Lock standard.

Skinny Box/Door Mobile Pedestal



Model Number	Width	Depth	Height	Price
SS-SMBD-1812	12	17 3/4	22	\$956
SS-SMBD-2212	12	21 3/4	22	\$985

- Pedestal is finished on all sides.
- Includes five locking casters for stability.

Box/File Freestanding Pedestal



Model Number	Width	Depth	Height	Price
SS-SBFL-1816	12	18	22	\$1,053
SS-SBFL-2216	12	22	22	\$1,125

- Pedestal is finished on all sides.
- Includes levelers.
- Lock standard.

Skinny Box/File Freestanding Pedestal



Model Number	Width	Depth	Height	Price
SS-SBFL-1812	12	18	22	\$1,016
SS-SBFL-2212	12	22	22	\$1,089

- Pedestal is finished on all sides.
- Includes levelers.
- Lock standard.

Skinny Box/Box/File Freestanding Pedestal



Model Number	Width	Depth	Height	Price
SS-SBBF-1812	12	18	28	\$1,112
SS-SBBF-2212	12	22	28	\$1,192

- Pedestal is finished on all sides.
- Includes levelers.
- Lock standard.

Two Drawer Lateral File Cabinet

36" Wide



Model Number	Depth	Width	Height	
SS-LF2D-1929-A1	19	36	29	\$1,449
SS-LF2D-2429-A1	24	36	29	\$1,526

- Adjustable internal bars allow for two rows front-to-back, letter or legal size hanging files.
- Units have anti-tip safety mechanism.
- Lateral file drawers have a maximum weight capacity of 50 lbs.
- Lock included.

Three Drawer Lateral File Cabinet

36" Wide



Model Number	Depth	Width	Height	
SS-LF3D-1942-A1	19	36	42	\$2,511
SS-LF3D-2442-A1	24	36	42	\$2,618

- Adjustable internal bars allow for two rows front-to-back, letter or legal size hanging files.
- Units have anti-tip safety mechanism.
- Lock included.
- Lateral file drawers have a maximum weight capacity of 50 lbs.

Four Drawer Lateral File Cabinet

36" Wide



Model Number	Depth	Width	Height	
SS-LF4D-1954-A1	19	36	54	\$3,152
SS-LF4D-2454-A1	24	36	54	\$3,314

- Adjustable internal bars allow for two rows front-to-back, letter or legal size hanging files.
- Units have anti-tip safety mechanism.
- Lateral file drawers have a maximum weight capacity of 50 lbs.
- Lock included.

File Center Cabinet

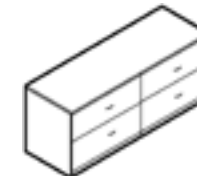
32" Wide



Model Number	Depth	Width	Height	
SS-FCCB-1929-A1	19	32	29	\$1,727
SS-FCCB-2429-A1	24	32	29	\$1,864

- Box drawers do not lock, lock included for file drawers.
- Box drawers always on left.
- Lateral file drawers have a maximum weight capacity of 50 lbs.

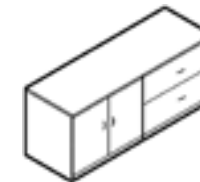
Double Wide Lateral File Cabinet



Model Number	Depth	Width	Height	
SS-LFDB-1929-A1	19	72	29	\$2,896
SS-LFDB-2429-A1	24	72	29	\$3,096

- On 24", case is deeper but drawers are same depth as 19" case.
- Locks included.
- Lateral file drawers have a maximum weight capacity of 50 lbs.

Double Wide Lateral File and Storage Cabinet Combo



Model Number	Depth	Width	Height	
SS-LFSC-1929-A1	19	72	29	\$2,806
SS-LFSC-2429-A1	24	72	29	\$3,005

- Lock standard on lateral only. For lock on doors, add OP-LOCK-ADD for \$127.
- Single adjustable shelf behind doors.
- Lateral file drawers have a maximum weight capacity of 50 lbs.

4 Drawer Lateral File with Storage Cabinet Top

36" Wide



Model Number	Depth	Width	Height	
SS-LF4S-1972-A1	19	36	72	\$4,285
SS-LF4S-2472-A1	24	36	72	\$4,605

- All units have anti-tip safety mechanism.
- Lock included for lateral file portion. To add lock to cabinet top use OP-LOCK-ADD for \$127.

Vertical File Cabinets

Letter Width



Model Number	Depth	Width	Height	
SS-VF2D-1629-A1	24	16	29	\$1,309
SS-VF3D-1642-A1	24	16	42	\$2,499
SS-VF4D-1654-A1	24	16	54	\$3,195

- All units have anti-tip safety mechanism.
- Lock included.

Bookcases with 1-1/8" Thick Side Panels

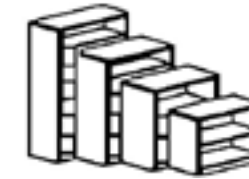
12" Deep



Model Number	Depth	Width	Height	
SS-BCSE-3629-A1	12	36	29	\$641
SS-BCSE-3642-A1	12	36	42	\$798
SS-BCSE-3648-A1	12	36	48	\$865
SS-BCSE-3654-A1	12	36	54	\$993
SS-BCSE-3660-A1	12	36	60	\$1,011
SS-BCSE-3666-A1	12	36	66	\$1,025
SS-BCSE-3672-A1	12	36	72	\$1,146
SS-BCSE-3684-A1	12	36	84	\$1,424

- Top, shelves, and sides are 1 1/8". Back is 3/4" finished TFL.
- Top and side panels are 12" deep.
- 29" has one adjustable shelf; 42", 48", and 54" have two; 60" and 66" have three; 72" has four; 84" has five.

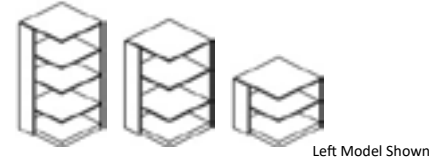
Bookcases with 3/4" Thick Side Panels



Model Number	Depth	Width	Height	
15" deep Top with 14" deep Sides				
SS-BCS3-3629-A1	15	36	29	\$818
SS-BCS3-3642-A1	15	36	42	\$977
SS-BCS3-3648-A1	15	36	48	\$1,041
SS-BCS3-3654-A1	15	36	54	\$1,171
SS-BCS3-3660-A1	15	36	60	\$1,187
SS-BCS3-3666-A1	15	36	66	\$1,202
SS-BCS3-3672-A1	15	36	72	\$1,278
SS-BCS3-3684-A1	15	36	84	\$1,602
19" deep Top with 18" deep Sides				
SS-BCS4-3629-A1	19	36	29	\$906
SS-BCS4-3642-A1	19	36	42	\$1,067
SS-BCS4-3648-A1	19	36	48	\$1,151
SS-BCS4-3654-A1	19	36	54	\$1,280
SS-BCS4-3660-A1	19	36	60	\$1,326
SS-BCS4-3666-A1	19	36	66	\$1,341
SS-BCS4-3672-A1	19	36	72	\$1,415
SS-BCS4-3684-A1	19	36	84	\$1,776
24" deep Top with 23" deep Sides				
SS-BCS5-3629-A1	24	36	29	\$997
SS-BCS5-3642-A1	24	36	42	\$1,158
SS-BCS5-3648-A1	24	36	48	\$1,262
SS-BCS5-3654-A1	24	36	54	\$1,389
SS-BCS5-3660-A1	24	36	60	\$1,460
SS-BCS5-3666-A1	24	36	66	\$1,475
SS-BCS5-3672-A1	24	36	72	\$1,552
SS-BCS5-3684-A1	24	36	84	\$1,947

- BCS3 units are designed to abut Convergence hutches.
- BCS4 units are designed to abut Convergence 19" deep credenzas, files, and cabinets.
- BCS5 units are designed to abut Convergence 24" deep credenzas, files, and cabinets.
- Top and shelves are 1-1/8". Side panels are 3/4". Back is 3/4" finished TFL.
- 29" has one adjustable shelf; 42", 48", and 54" have two; 60" and 66" have three; 72" has four; 84" has five.

Square Corner Bookcase



Model Number	Depth	Width	Height	
Left Model		Right Model		
SS-TSBC-1929-L-A1	19	19	29	\$786
SS-TSBC-1942-L-A1	19	19	42	\$947
SS-TSBC-1948-L-A1	19	19	48	\$1,014
SS-TSBC-1954-L-A1	19	19	54	\$1,143
SS-TSBC-1960-L-A1	19	19	60	\$1,158
SS-TSBC-1966-L-A1	19	19	66	\$1,174
SS-TSBC-1972-L-A1	19	19	72	\$1,251
SS-TSBC-2429-L-A1	24	24	29	\$818
SS-TSBC-2442-L-A1	24	24	42	\$977
SS-TSBC-2448-L-A1	24	24	48	\$1,041
SS-TSBC-2454-L-A1	24	24	54	\$1,171
SS-TSBC-2460-L-A1	24	24	60	\$1,187
SS-TSBC-2466-L-A1	24	24	66	\$1,202
SS-TSBC-2472-L-A1	24	24	72	\$1,278

- Top and shelves are 1-1/8". Side panels are 3/4". Back is 3/4" finished TFL.

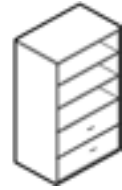
Rounded Corner Bookcase



Model Number	Depth	Width	Height	
SS-RCBC-1929-A1	19	19	29	\$1,023
SS-RCBC-1942-A1	19	19	42	\$1,186
SS-RCBC-1948-A1	19	19	48	\$1,251
SS-RCBC-1954-A1	19	19	54	\$1,342
SS-RCBC-1960-A1	19	19	60	\$1,395
SS-RCBC-1966-A1	19	19	66	\$1,411
SS-RCBC-1972-A1	19	19	72	\$1,488
SS-RCBC-2429-A1	24	24	29	\$1,056
SS-RCBC-2442-A1	24	24	42	\$1,217
SS-RCBC-2448-A1	24	24	48	\$1,278
SS-RCBC-2454-A1	24	24	54	\$1,373
SS-RCBC-2460-A1	24	24	60	\$1,424
SS-RCBC-2466-A1	24	24	66	\$1,441
SS-RCBC-2472-A1	24	24	72	\$1,517

- All 1 1/8" thick panel construction.
- No kickplate.

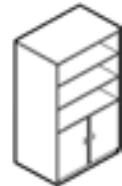
Lateral File with Bookcase Top



Model Number	Depth	Width	Height	
SS-LFBT-1966-A1	19	36	66	\$2,442
SS-LFBT-1972-A1	19	36	72	\$2,533
SS-LFBT-1984-A1	19	36	84	\$2,999
SS-LFBT-2466-A1	24	36	66	\$2,593
SS-LFBT-2472-A1	24	36	72	\$2,682
SS-LFBT-2484-A1	24	36	84	\$3,148

- 1-1/8" thick shelves and top. 3/4" end panels.
- Drawers are outset on sides.
- 19" units have 19" deep tops and 18" deep end panels. 24" units have 24" deep tops and 23" deep end panels.
- Lateral file drawers have a maximum weight capacity of 50 lbs.
- Lock included.

Storage Cabinet with Bookcase Top



Model Number	Depth	Width	Height	
SS-SCBT-1566-A1	15	36	66	\$1,637
SS-SCBT-1572-A1	15	36	72	\$1,717
SS-SCBT-1584-A1	15	36	84	\$2,080
SS-SCBT-1966-A1	19	36	66	\$1,908
SS-SCBT-1972-A1	19	36	72	\$2,000
SS-SCBT-1984-A1	19	36	84	\$2,463
SS-SCBT-2466-A1	24	36	66	\$2,058
SS-SCBT-2472-A1	24	36	72	\$2,146
SS-SCBT-2484-A1	24	36	84	\$2,613

- 1-1/8" thick shelves and top. 3/4" end panels.
- 66" and 72" high units include two adjustable shelves and 84" high units include three shelves.
- For extra shelf add OP-SHLF-2 for \$185. For lock, add OP-LOCK-ADD for \$127.
- Hinges open only to 90 degrees. Doors are outset.
- 15" deep units have 15" deep tops and 14" deep end panels to line up with 15" deep bookcases.
- 19" units have 19" deep tops and 18" deep end panels. 24" units have 24" deep tops and 23" deep end panels.

Lateral File and Storage Cabinet Combo

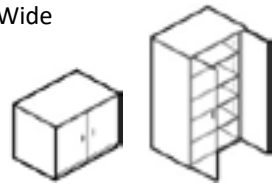


Model Number	Depth	Width	Height	
SS-LFST-1966-A1	19	36	66	\$2,879
SS-LFST-1972-A1	19	36	72	\$2,969
SS-LFST-1984-A1	19	36	84	\$3,433
SS-LFST-2466-A1	24	36	66	\$3,030
SS-LFST-2472-A1	24	36	72	\$3,118
SS-LFST-2484-A1	24	36	84	\$3,583

- Single adjustable shelf behind doors. For extra shelf add OP-SHLF-2 for \$185.
- 1-1/8" thick shelves. 3/4" end panels. Doors outset on sides.
- Lock standard on lateral only. For lock on doors, add OP-LOCK-ADD for \$127.
- Lateral file drawers have a maximum weight capacity of 50 lbs.

Two Door Storage Cabinet with Full Width Adjustable Shelves

36" Wide



Model Number	Depth	Width	Height	
SS-SCFW-1529-A1	15	36	29	\$1,211
SS-SCFW-1542-A1	15	36	42	\$1,374
SS-SCFW-1548-A1	15	36	48	\$1,450
SS-SCFW-1554-A1	15	36	54	\$1,480
SS-SCFW-1560-A1	15	36	60	\$1,622
SS-SCFW-1566-A1	15	36	66	\$1,658
SS-SCFW-1572-A1	15	36	72	\$1,736
SS-SCFW-1584-A1	15	36	84	\$2,099
SS-SCFW-1929-A1	19	36	29	\$1,388
SS-SCFW-1942-A1	19	36	42	\$1,552
SS-SCFW-1948-A1	19	36	48	\$1,595
SS-SCFW-1954-A1	19	36	54	\$1,658
SS-SCFW-1960-A1	19	36	60	\$1,803
SS-SCFW-1966-A1	19	36	66	\$1,836
SS-SCFW-1972-A1	19	36	72	\$1,912
SS-SCFW-1984-A1	19	36	84	\$2,277
SS-SCFW-2429-A1	24	36	29	\$1,567
SS-SCFW-2442-A1	24	36	42	\$1,730
SS-SCFW-2448-A1	24	36	48	\$1,809
SS-SCFW-2454-A1	24	36	54	\$1,836
SS-SCFW-2460-A1	24	36	60	\$1,979
SS-SCFW-2466-A1	24	36	66	\$2,014
SS-SCFW-2472-A1	24	36	72	\$2,093
SS-SCFW-2484-A1	24	36	84	\$2,455

- 1-1/8" shelves. Doors outset on sides. Hinges open only to 90 degrees.
- For lock, add OP-LOCK-ADD for \$127.

Two Door Storage Cabinet with Divider and Partial Width Adjustable Shelves

24" Deep



Model Number	Depth	Width	Height	
SS-SCM1-2448-A1	24	24	48	\$1,855
SS-SCM1-2454-A1	24	24	54	\$1,895
SS-SCM1-2460-A1	24	24	60	\$2,040
SS-SCM1-2466-A1	24	24	66	\$2,073
SS-SCM1-2472-A1	24	24	72	\$2,149
SS-SCM2-2448-A1	24	30	48	\$2,046
SS-SCM2-2454-A1	24	30	54	\$2,070
SS-SCM2-2460-A1	24	30	60	\$2,216
SS-SCM2-2466-A1	24	30	66	\$2,251
SS-SCM2-2472-A1	24	30	72	\$2,329
SS-SCM2-2484-A1	24	30	84	\$2,691
SS-SCMD-2448-A1	24	36	48	\$2,107
SS-SCMD-2454-A1	24	36	54	\$2,133
SS-SCMD-2460-A1	24	36	60	\$2,271
SS-SCMD-2466-A1	24	36	66	\$2,311
SS-SCMD-2472-A1	24	36	72	\$2,388
SS-SCMD-2484-A1	24	36	84	\$2,753

- Doors are outset on sides. Hinges open only to 90 degrees. Door on left side of all units is 17-7/8" wide.
- Includes hanging rod.
- Side with shelves is 17" wide in all widths. Wardrobe side is 5"W in 24" width, 11"W in 30" width, and 17"W in 36" width.
- For lock, add OP-LOCK-ADD for \$127.

Two Door Wardrobe Cabinet with One Shelf and Hanging Clothes Rod

24" Deep



Model Number	Depth	Width	Height	
SS-WDR2-2454-A1	24	24	54	\$1,536
SS-WDR2-2460-A1	24	24	60	\$1,683
SS-WDR2-2466-A1	24	24	66	\$1,718
SS-WDR2-2472-A1	24	24	72	\$1,795
SS-WDR2-2484-A1	24	24	84	\$2,122
SS-WDR3-2454-A1	24	30	54	\$1,717
SS-WDR3-2460-A1	24	30	60	\$1,859
SS-WDR3-2466-A1	24	30	66	\$1,896
SS-WDR3-2472-A1	24	30	72	\$1,973
SS-WDR3-2484-A1	24	30	84	\$2,335
SS-WDRB-2454-A1	24	36	54	\$1,773
SS-WDRB-2460-A1	24	36	60	\$1,921
SS-WDRB-2466-A1	24	36	66	\$1,957
SS-WDRB-2472-A1	24	36	72	\$2,031
SS-WDRB-2484-A1	24	36	84	\$2,394

- Doors are outset on sides. Hinges open only to 90 degrees. Includes hanging rod.
- For lock, add OP-LOCK-ADD for \$127.

Single Door Wardrobe Cabinet with One Shelf and Hanging Clothes Rod

24" Deep

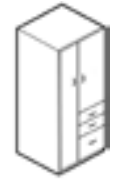


Left Model Shown

Model Number	Depth	Width	Height	
Left Model				
SS-SDW1-2448-L-A1	24	12	48	\$1,273
SS-SDW1-2454-L-A1	24	12	54	\$1,291
SS-SDW1-2460-L-A1	24	12	60	\$1,437
SS-SDW1-2466-L-A1	24	12	66	\$1,472
SS-SDW1-2472-L-A1	24	12	72	\$1,550
SS-SDW2-2448-L-A1	24	16	48	\$1,305
SS-SDW2-2454-L-A1	24	16	54	\$1,319
SS-SDW2-2460-L-A1	24	16	60	\$1,464
SS-SDW2-2466-L-A1	24	16	66	\$1,499
SS-SDW2-2472-L-A1	24	16	72	\$1,578
SS-SDW3-2448-L-A1	24	20	48	\$1,392
SS-SDW3-2454-L-A1	24	20	54	\$1,409
SS-SDW3-2460-L-A1	24	20	60	\$1,553
SS-SDW3-2466-L-A1	24	20	66	\$1,590
SS-SDW3-2472-L-A1	24	20	72	\$1,666
SS-SDW4-2448-L-A1	24	24	48	\$1,483
SS-SDW4-2454-L-A1	24	24	54	\$1,497
SS-SDW4-2460-L-A1	24	24	60	\$1,643
SS-SDW4-2466-L-A1	24	24	66	\$1,678
SS-SDW4-2472-L-A1	24	24	72	\$1,754

- Door is outset on sides. Hinges open only to 90 degrees.
- For lock, add OP-LOCK-ADD for \$127.

Personal Storage Cabinet with Box/Box/File Pedestal

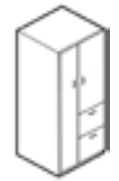


Right Model Shown

Model Number	Depth	Width	Height	
Left Model				Right Model
SS-PSCB-2448-L-A1	24	24	48	SS-PSCB-2448-R-A1
SS-PSCB-2454-L-A1	24	24	54	SS-PSCB-2454-R-A1
SS-PSCB-2460-L-A1	24	24	60	SS-PSCB-2460-R-A1
SS-PSCB-2466-L-A1	24	24	66	SS-PSCB-2466-R-A1
SS-PSCB-2472-L-A1	24	24	72	SS-PSCB-2472-R-A1
				\$3,037
				\$3,060
				\$3,120
				\$3,179
				\$3,239

- Wardrobe close side is 8" wide with hanging clothes rod.
- Pedestal side top - 16" wide storage section with one adjustable shelf.
- Pedestal side bottom -- Box/Box/File Pedestal. Lock standard on pedestal only.
- Doors are outset on sides. For lock on doors, add OP-LOCK-ADD for \$127. Unit requires two locks.

Personal Storage Cabinet with File/File Pedestal



Right Model Shown

Model Number	Depth	Width	Height	
Left Model				Right Model
SS-PSC3-2448-L-A1	24	24	48	SS-PSC3-2448-R-A1
SS-PSC3-2454-L-A1	24	24	54	SS-PSC3-2454-R-A1
SS-PSC3-2460-L-A1	24	24	60	SS-PSC3-2460-R-A1
SS-PSC3-2466-L-A1	24	24	66	SS-PSC3-2466-R-A1
SS-PSC3-2472-L-A1	24	24	72	SS-PSC3-2472-R-A1
				\$3,037
				\$3,060
				\$3,120
				\$3,179
				\$3,239

- Wardrobe side is 8" wide with hanging clothes rod.
- Pedestal side top - 16" wide storage section with one adjustable shelf.
- Pedestal side bottom -- File/File Pedestal. Lock standard on pedestal only.
- Doors are outset on sides. For lock on doors, add OP-LOCK-ADD for \$127. Unit requires two locks for doors.

Personal Storage Cabinet with Side Opening Bookcase and Box/Box/File Pedestal



Left Model Shown

Model Number	Depth	Width	Height	
Left Model				Right Model
SS-PSC4-2448-L-A1	24	24	48	SS-PSC4-2448-R-A1
SS-PSC4-2454-L-A1	24	24	54	SS-PSC4-2454-R-A1
SS-PSC4-2460-L-A1	24	24	60	SS-PSC4-2460-R-A1
SS-PSC4-2466-L-A1	24	24	66	SS-PSC4-2466-R-A1
SS-PSC4-2472-L-A1	24	24	72	SS-PSC4-2472-R-A1
				\$3,155
				\$3,179
				\$3,239
				\$3,298
				\$3,360

- Wardrobe side is 8" wide with hanging clothes rod.
- Pedestal side top - 24" wide open shelf section opening to the side.
- Pedestal side bottom -- Box-Box-File Pedestal. Lock standard on pedestal only.
- Doors are outset on sides. For lock on doors, add OP-LOCK-ADD for \$127. Unit requires two locks for doors.

Personal Storage Cabinet with Side Opening Bookcase and File/File Pedestal



Left Model Shown

Model Number	Depth	Width	Height	
Left Model				Right Model
SS-PSC5-2448-L-A1	24	24	48	SS-PSC5-2448-R-A1
SS-PSC5-2454-L-A1	24	24	54	SS-PSC5-2454-R-A1
SS-PSC5-2460-L-A1	24	24	60	SS-PSC5-2460-R-A1
SS-PSC5-2466-L-A1	24	24	66	SS-PSC5-2466-R-A1
SS-PSC5-2472-L-A1	24	24	72	SS-PSC5-2472-R-A1
				\$3,155
				\$3,179
				\$3,239
				\$3,298
				\$3,360

- Wardrobe side is 8" wide with hanging clothes rod.
- Pedestal side top - 24" wide open shelf section opening to the side.
- Pedestal side bottom -- File-File Pedestal. Lock standard on pedestal only.
- Doors are outset on sides. For lock on doors, add OP-LOCK-ADD for \$127. Unit requires two locks for doors.

Personal Storage Cabinet with Box/Box/File Pedestal



Right Model Shown

Model Number		Depth	Width	Height	
Left Model	Right Model				
SS-PSB1-2448-L-A1	SS-PSB1-2448-R-A1	24	16	48	\$2,005
SS-PSB1-2454-L-A1	SS-PSB1-2454-R-A1	24	16	54	\$2,020
SS-PSB1-2460-L-A1	SS-PSB1-2460-R-A1	24	16	60	\$2,040
SS-PSB1-2466-L-A1	SS-PSB1-2466-R-A1	24	16	66	\$2,098
SS-PSB1-2472-L-A1	SS-PSB1-2472-R-A1	24	16	72	\$2,216

- Door is outset on sides. For lock on door, add OP-LOCK-ADD for \$127.

Personal Storage Cabinet with File/File Pedestal



Right Model Shown

Model Number		Depth	Width	Height	
Left Model	Right Model				
SS-PSB2-2448-L-A1	SS-PSB2-2448-R-A1	24	16	48	\$2,005
SS-PSB2-2454-L-A1	SS-PSB2-2454-R-A1	24	16	54	\$2,020
SS-PSB2-2460-L-A1	SS-PSB2-2460-R-A1	24	16	60	\$2,040
SS-PSB2-2466-L-A1	SS-PSB2-2466-R-A1	24	16	66	\$2,098
SS-PSB2-2472-L-A1	SS-PSB2-2472-R-A1	24	16	72	\$2,216

- Door is outset on sides. For lock on door, add OP-LOCK-ADD for \$127.

Personal Storage Cabinet with Side Opening Bookcase and Box/Box/File Pedestal



Left Model Shown

Model Number		Depth	Width	Height	
Left Model	Right Model				
SS-PSB3-2448-L-A1	SS-PSB3-2448-R-A1	24	16	48	\$2,169
SS-PSB3-2454-L-A1	SS-PSB3-2454-R-A1	24	16	54	\$2,181
SS-PSB3-2460-L-A1	SS-PSB3-2460-R-A1	24	16	60	\$2,204
SS-PSB3-2466-L-A1	SS-PSB3-2466-R-A1	24	16	66	\$2,259
SS-PSB3-2472-L-A1	SS-PSB3-2472-R-A1	24	16	72	\$2,381

Personal Storage Cabinet with Side Opening Bookcase and File/File Pedestal

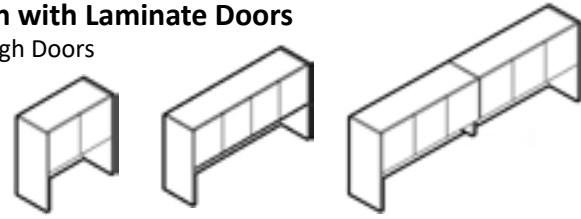


Left Model Shown

Model Number		Depth	Width	Height	
Left Model	Right Model				
SS-PSB4-2448-L-A1	SS-PSB4-2448-R-A1	24	16	48	\$2,169
SS-PSB4-2454-L-A1	SS-PSB4-2454-R-A1	24	16	54	\$2,181
SS-PSB4-2460-L-A1	SS-PSB4-2460-R-A1	24	16	60	\$2,204
SS-PSB4-2466-L-A1	SS-PSB4-2466-R-A1	24	16	66	\$2,259
SS-PSB4-2472-L-A1	SS-PSB4-2472-R-A1	24	16	72	\$2,381

Hutch with Laminate Doors

16" High Doors

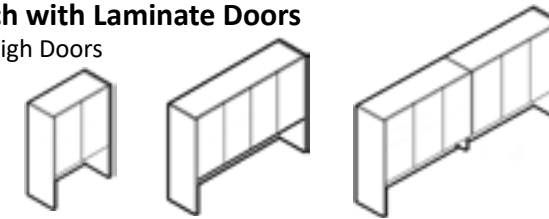


Model Number	Depth	Width	Height	
Two Door				
SS-HUDV-3036-A1	15	30	36	\$1,331
SS-HUDV-3636-A1	15	36	36	\$1,340
SS-HUDV-4236-A1	15	42	36	\$1,371
SS-HUDV-4836-A1	15	48	36	\$1,464
SS-HUDV-3042-A1	15	30	42	\$1,363
SS-HUDV-3642-A1	15	36	42	\$1,380
SS-HUDV-4242-A1	15	42	42	\$1,422
SS-HUDV-4842-A1	15	48	42	\$1,522
Four Door				
SS-HUDV-5436-A1	15	54	36	\$1,535
SS-HUDV-6036-A1	15	60	36	\$1,552
SS-HUDV-6636-A1	15	66	36	\$1,595
SS-HUDV-7236-A1	15	72	36	\$1,632
SS-HUDV-7836-A1	15	78	36	\$2,137
SS-HUDV-8436-A1	15	84	36	\$2,320
SS-HUDV-5442-A1	15	54	42	\$1,653
SS-HUDV-6042-A1	15	60	42	\$1,673
SS-HUDV-6642-A1	15	66	42	\$1,716
SS-HUDV-7242-A1	15	72	42	\$1,756
SS-HUDV-7842-A1	15	78	42	\$2,320
SS-HUDV-8442-A1	15	84	42	\$2,501
Six Door				
SS-HUDV-9036-A1	15	90	36	\$2,556
SS-HUDV-9636-A1	15	96	36	\$2,616
SS-HUDV-0236-A1	15	102	36	\$2,740
SS-HUDV-0836-A1	15	108	36	\$2,806
SS-HUDV-9042-A1	15	90	42	\$2,648
SS-HUDV-9642-A1	15	96	42	\$2,708
SS-HUDV-0242-A1	15	102	42	\$2,832
SS-HUDV-0842-A1	15	108	42	\$2,895

- Hutches have 14" deep side panels and 15" deep tops.
- Doors are outset on sides. Monitor clearance is 23" on 42" high hutches and 17" on 36" high hutches.
- Add OP-LOCK-ADD for \$127 per lock. One lock needed for 2-door units; two locks for 4-door units; four locks for 6-door units.
- Doors on hutch do not include pulls. See page 7 for options to add pulls.

Hutch with Laminate Doors

28" High Doors

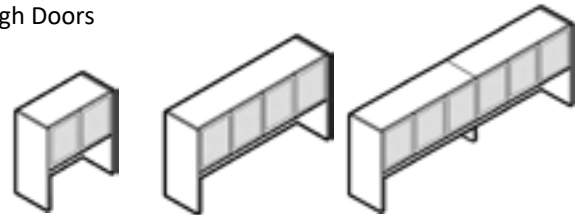


Model Number	Depth	Width	Height	
Two Door				
SS-H28V-3054-A1	15	30	54	\$1,878
SS-H28V-3654-A1	15	36	54	\$1,899
SS-H28V-4254-A1	15	42	54	\$1,943
SS-H28V-4854-A1	15	48	54	\$2,071
Four Door				
SS-H28V-5454-A1	15	54	54	\$2,258
SS-H28V-6054-A1	15	60	54	\$2,296
SS-H28V-6654-A1	15	66	54	\$2,345
SS-H28V-7254-A1	15	72	54	\$2,385
SS-H28V-7854-A1	15	78	54	\$2,987
Six Door				
SS-H28V-8454-A1	15	84	54	\$3,264
SS-H28V-9054-A1	15	90	54	\$3,420
SS-H28V-9654-A1	15	96	54	\$3,484
SS-H28V-0254-A1	15	102	54	\$3,617
SS-H28V-0854-A1	15	108	54	\$3,686

- Hutches have 14" deep side panels and 15" deep tops.
- Doors are outset on sides. Monitor clearance is 23".
- Add OP-LOCK-ADD for \$127 per lock. One lock needed for 2-door units; two locks for 4-door units; four locks for 6-door units.
- Doors on hutch do not include pulls. See page 7 for options to add pulls.

Hutch with Aluminum Framed Frosted Acrylic Doors

16" High Doors

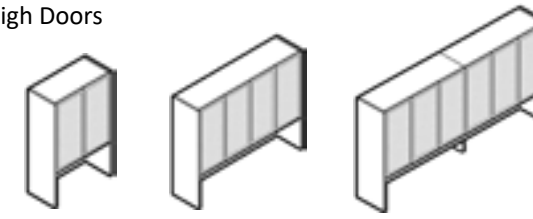


Model Number	Depth	Width	Height	
Two Door				
SS-HUDG-3036-A1	15	30	36	\$2,098
SS-HUDG-3636-A1	15	36	36	\$2,107
SS-HUDG-4236-A1	15	42	36	\$2,137
SS-HUDG-4836-A1	15	48	36	\$2,370
SS-HUDG-3042-A1	15	30	42	\$2,129
SS-HUDG-3642-A1	15	36	42	\$2,148
SS-HUDG-4242-A1	15	42	42	\$2,187
SS-HUDG-4842-A1	15	48	42	\$2,430
Four Door				
SS-HUDG-5436-A1	15	54	36	\$2,754
SS-HUDG-6036-A1	15	60	36	\$2,791
SS-HUDG-6636-A1	15	66	36	\$2,836
SS-HUDG-7236-A1	15	72	36	\$2,876
SS-HUDG-7836-A1	15	78	36	\$3,378
SS-HUDG-8436-A1	15	84	36	\$3,558
SS-HUDG-5442-A1	15	54	42	\$2,876
SS-HUDG-6042-A1	15	60	42	\$2,913
SS-HUDG-6642-A1	15	66	42	\$2,957
SS-HUDG-7242-A1	15	72	42	\$2,992
SS-HUDG-7842-A1	15	78	42	\$3,559
SS-HUDG-8442-A1	15	84	42	\$3,740
Six Door				
SS-HUDG-9036-A1	15	90	36	\$4,331
SS-HUDG-9636-A1	15	96	36	\$4,392
SS-HUDG-0236-A1	15	102	36	\$4,515
SS-HUDG-0836-A1	15	108	36	\$4,579
SS-HUDG-9042-A1	15	90	42	\$4,423
SS-HUDG-9642-A1	15	96	42	\$4,481
SS-HUDG-0242-A1	15	102	42	\$4,606
SS-HUDG-0842-A1	15	108	42	\$4,671

- Hutches have 14" deep side panels and 15" deep tops.
- Doors are outset on sides. Monitor clearance is 23" on 42" high hutches and 17" on 36" high hutches.
- Locks not available on acrylic doors.
- Doors on hutch do not include pulls. See page 7 for options to add pulls. Pull type 125 not compatible with acrylic doors.

Hutch with Aluminum Framed Frosted Acrylic Doors

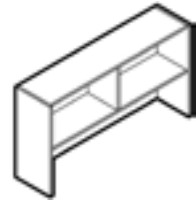
28" High Doors



Model Number	Depth	Width	Height	
Two Door				
SS-H28G-3054-A1	15	30	54	\$3,183
SS-H28G-3654-A1	15	36	54	\$3,208
SS-H28G-4254-A1	15	42	54	\$3,251
SS-H28G-4854-A1	15	48	54	\$3,618
Four Door				
SS-H28G-5454-A1	15	54	54	\$4,369
SS-H28G-6054-A1	15	60	54	\$4,408
SS-H28G-6654-A1	15	66	54	\$4,455
SS-H28G-7254-A1	15	72	54	\$4,496
SS-H28G-7854-A1	15	78	54	\$5,098
Six Door				
SS-H28G-8454-A1	15	84	54	\$6,099
SS-H28G-9054-A1	15	90	54	\$6,255
SS-H28G-9654-A1	15	96	54	\$6,320
SS-H28G-0254-A1	15	102	54	\$6,450
SS-H28G-0854-A1	15	108	54	\$6,519

- Hutches have 14" deep side panels and 15" deep tops.
- Doors are outset on sides. Monitor clearance is 23".
- Locks not available on acrylic doors.
- Doors on hutch do not include pulls. See page 7 for options to add pulls. Pull type 125 not compatible with acrylic doors.


Open Hutch



Model Number	Depth	Width	Height	
SS-PROO-3636-A1	15	36	36	\$939
SS-PROO-4236-A1	15	42	36	\$967
SS-PROO-4836-A1	15	48	36	\$1,058
SS-PROO-5436-A1	15	54	36	\$1,120
SS-PROO-6036-A1	15	60	36	\$1,146
SS-PROO-6636-A1	15	66	36	\$1,192
SS-PROO-7236-A1	15	72	36	\$1,230
SS-PROO-7836-A1	15	78	36	\$1,734
SS-PROO-8436-A1	15	84	36	\$1,916
SS-PROO-3642-A1	15	36	42	\$977
SS-PROO-4242-A1	15	42	42	\$1,018
SS-PROO-4842-A1	15	48	42	\$1,120
SS-PROO-5442-A1	15	54	42	\$1,231
SS-PROO-6042-A1	15	60	42	\$1,268
SS-PROO-6642-A1	15	66	42	\$1,313
SS-PROO-7242-A1	15	72	42	\$1,352
SS-PROO-7842-A1	15	78	42	\$1,916
SS-PROO-8442-A1	15	84	42	\$2,098

- 15" high opening. Monitor clearance is 23" on 42" high hutches and 17" on 36" high hutches.

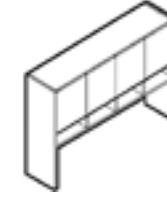
Accessory Sorter/Divider



Model Number		Depth	Width	Height	Price
SS-ORG1-1424	(no drawers)	12	14	23	\$726
SS-ORG2-1424	(3 drawers)	12	14	23	\$1,027

- Units will not fit under a 36" high hutch.

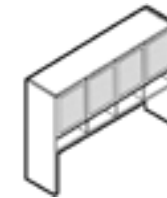
Store More Hutch with Laminate Doors



Model Number	Depth	Width	Height	
SS-PROS-6042-A1	15	60	42	\$1,996
SS-PROS-6642-A1	15	66	42	\$2,040
SS-PROS-7242-A1	15	72	42	\$2,162
SS-PROS-7842-A1	15	78	42	\$2,642
SS-PROS-8442-A1	15	84	42	\$2,822

- Hutches have 14" deep side panels and 15" deep tops.
- Doors are outset on sides. Doors are 16" high. Monitor clearance is 19".
- Sorter bins are 3.5" high. Number of openings must equal number of doors.
- Add OP-LOCK-ADD for \$127 per lock. Two locks needed for 4-door units.
- Doors on hutch do not include pulls. See page 7 for options to add pulls.

Store More Hutch with Aluminum Framed Frosted Acrylic Doors



Model Number	Depth	Width	Height	
SS-PRGS-6042-A1	15	60	42	\$3,234
SS-PRGS-6642-A1	15	66	42	\$3,277
SS-PRGS-7242-A1	15	72	42	\$3,316
SS-PRGS-7842-A1	15	78	42	\$3,881
SS-PRGS-8442-A1	15	84	42	\$4,064

- Hutches have 14" deep side panels and 15" deep tops.
- Doors are outset on sides. Doors are 16" high. Monitor clearance is 19".
- Sorter bins are 3.5" high. Number of openings must equal number of doors.
- Locks not available on acrylic doors.
- Doors on hutch do not include pulls. See page 7 for options to add pulls. Pull type 125 not compatible with acrylic doors.

Memo Store Hutch with Laminate Doors



Model Number	Depth	Width	Height	
SS-PROM-6042-A1	15	60	42	\$1,552
SS-PROM-6642-A1	15	66	42	\$1,595
SS-PROM-7242-A1	15	72	42	\$1,632
SS-PROM-7842-A1	15	78	42	\$2,201
SS-PROM-8442-A1	15	84	42	\$2,379

- Add OP-LOCK-ADD for \$127 per lock. Two locks needed for this unit.

Memo Store Hutch with Aluminum Framed Frosted Acrylic Doors



Model Number	Depth	Width	Height	
SS-PRGM-6042-A1	15	60	42	\$2,317
SS-PRGM-6642-A1	15	66	42	\$2,362
SS-PRGM-7242-A1	15	72	42	\$2,399
SS-PRGM-7842-A1	15	78	42	\$2,964
SS-PRGM-8442-A1	15	84	42	\$3,144

- Hutch has 14" end panels and 15" tops. Doors are outset on sides. Monitor clearance is 23".

- Locks not available on acrylic doors.

- Doors on hutch do not include pulls. See page 7 for options to add pulls. Pull type 125 not compatible with acrylic doors.

Mailslot Hutch



Model Number	Depth	Width	Height	
SS-MAIL-3236-A1	15	32	36	\$1,663
SS-MAIL-3636-A1	15	36	36	\$1,736
SS-MAIL-3242-A1	15	32	42	\$1,846
SS-MAIL-3642-A1	15	36	42	\$1,958

- Hutch has 14" deep side panels and 15" deep tops.

- 1-1/8" top and shelves. 3/4" side panels. Mail slots are fixed, approximately 3.75" high, and 9.5" or 10.75" wide depending on the overall width of unit.

Bookcase Hutch

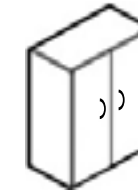


Model Number	Depth	Width	Height	
SS-BHTC-3236-A1	15	32	36	\$798
SS-BHTC-3636-A1	15	36	36	\$847
SS-BHTC-3242-A1	15	32	42	\$829
SS-BHTC-3642-A1	15	36	42	\$886

- Hutch has 14" deep side panels and 15" deep tops.

- 1-1/8" top and shelves. 3/4" side panels.

Bookcase Hutch with Laminate Doors



Model Number	Depth	Width	Height	
SS-BHTL-3236-A1	15	32	36	\$1,202
SS-BHTL-3636-A1	15	36	36	\$1,252
SS-BHTL-3242-A1	15	32	42	\$1,230
SS-BHTL-3642-A1	15	36	42	\$1,293

Bookcase Hutch with Aluminum Framed Frosted Acrylic Doors



Model Number	Depth	Width	Height	
SS-BHTG-3236-A1	15	32	36	\$1,967
SS-BHTG-3636-A1	15	36	36	\$2,017
SS-BHTG-3242-A1	15	32	42	\$1,998
SS-BHTG-3642-A1	15	36	42	\$2,058

- Hutch has 14" deep side panels and 15" deep tops.

- Pulls standard. Please specify pulls. Pull type 125 not compatible with acrylic doors.

- 1-1/8" top and shelves. 3/4" side panels.

- For lock on laminate door add OP-LOCK-ADD for \$127. Locks not available on acrylic doors.

Wall Mounted Floating Shelf - 16" High



when using 2 or more shelves together, end cap SS-FLSH-END1 is recommended

Model Number	Depth	Width	Height	
SS-FLSH-3016	12	30	16	\$693
SS-FLSH-3216	12	32	16	\$712
SS-FLSH-3616	12	36	16	\$742
SS-FLSH-4216	12	42	16	\$862
SS-FLSH-4816	12	48	16	\$907
SS-FLSH-5416	12	54	16	\$1,146
SS-FLSH-6016	12	60	16	\$1,385
SS-FLSH-6616	12	66	16	\$1,435
SS-FLSH-7216	12	72	16	\$1,485
SS-FLSH-7816	12	78	16	\$1,605
SS-FLSH-8416	12	84	16	\$1,724

- All 1-1/8" material.
- All units include hardware for mounting. Must be professionally installed. Multiple shelves should be connected using SS-FLSH-END1 for \$183 for additional stability.
- When mounted adjacent to a wall mounted overhead cabinet, it is recommended that the units be secured to each other.
- Weight capacity of 25 lbs. per piece.

Wall Mounted Floating Shelf - 28" High

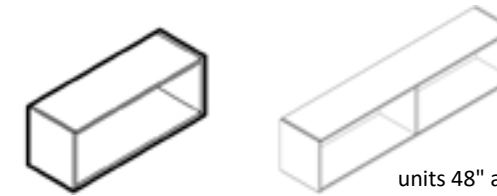


when using 2 or more shelves together, end cap SS-FLSH-END2 is recommended

Model Number	Depth	Width	Height	
SS-FLSH-3028	12	30	28	\$984
SS-FLSH-3228	12	32	28	\$1,011
SS-FLSH-3628	12	36	28	\$1,009
SS-FLSH-4228	12	42	28	\$1,256
SS-FLSH-4828	12	48	28	\$1,340
SS-FLSH-5428	12	54	28	\$1,654
SS-FLSH-6028	12	60	28	\$1,968
SS-FLSH-6628	12	66	28	\$1,993
SS-FLSH-7228	12	72	28	\$2,018
SS-FLSH-7828	12	78	28	\$2,265
SS-FLSH-8428	12	84	28	\$2,513

- All 1-1/8" material.
- All units include hardware for mounting. Must be professionally installed. Multiple shelves should be connected using SS-FLSH-END2 for \$275 for additional stability.
- When mounted adjacent to a wall mounted overhead cabinet, it is recommended that the units be secured to each other.
- Weight capacity of 25 lbs. per piece.

Wall Mounted Overhead Cabinet without Doors

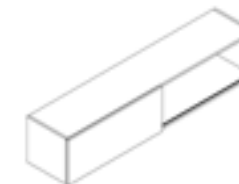


units 48" and wider have a center divider

Model Number	Depth	Width	Height	
SS-WMOO-3016	14	30	16	\$748
SS-WMOO-3216	14	32	16	\$777
SS-WMOO-3616	14	36	16	\$802
SS-WMOO-4216	14	42	16	\$980
SS-WMOO-4816	14	48	16	\$1,022
SS-WMOO-5416	14	54	16	\$1,259
SS-WMOO-6016	14	60	16	\$1,497
SS-WMOO-6616	14	66	16	\$1,548
SS-WMOO-7216	14	72	16	\$1,601
SS-WMOO-7816	14	78	16	\$1,779
SS-WMOO-8416	14	84	16	\$1,957

- All 3/4" material.
- All units include hardware for mounting. Must be professionally installed.
- Weight capacity of 50 lbs. per piece.

Wall Mounted Overhead Cabinet with Sliding Doors

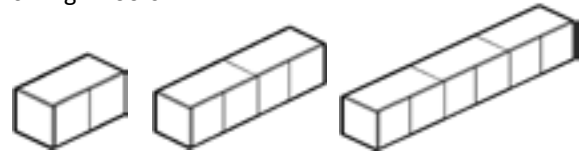


Model Number	Depth	Width	Height	
SS-WMOL-4816	15	48	16	\$1,927
SS-WMOL-5416	15	54	16	\$2,198
SS-WMOL-6016	15	60	16	\$2,273
SS-WMOL-6616	15	66	16	\$2,348
SS-WMOL-7216	15	72	16	\$2,421
SS-WMOL-7816	15	78	16	\$2,559
SS-WMOL-8416	15	84	16	\$2,682

- Combine multiple units for additional width.
- All 3/4" material.
- All units include hardware for mounting. Must be professionally installed.
- Weight capacity of 50 lbs. per piece.

Overhead Hanging Wall Cabinet with Laminate Doors and Hidden Top

16" High Doors

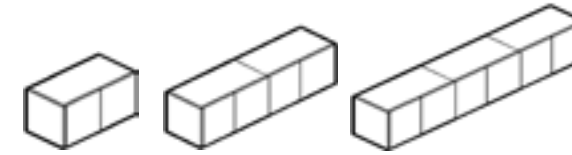


Model Number	Depth	Width	Height	
Two Door				
SS-HCHT-3016-A1	15	30	16	\$981
SS-HCHT-3616-A1	15	36	16	\$1,065
SS-HCHT-4216-A1	15	42	16	\$1,160
SS-HCHT-4816-A1	15	48	16	\$1,466
Four Door				
SS-HCHT-5416-A1	15	54	16	\$1,737
SS-HCHT-6016-A1	15	60	16	\$1,813
SS-HCHT-6616-A1	15	66	16	\$1,887
SS-HCHT-7216-A1	15	72	16	\$1,961
SS-HCHT-7816-A1	15	78	16	\$2,099
SS-HCHT-8416-A1	15	84	16	\$2,221
Six Door				
SS-HCHT-9016-A1	15	90	16	\$2,836
SS-HCHT-9616-A1	15	96	16	\$2,950
SS-HCHT-0216-A1	15	102	16	\$2,996
SS-HCHT-0816-A1	15	108	16	\$3,064
SS-HCHT-1416-A1	15	114	16	\$3,212
SS-HCHT-2016-A1	15	120	16	\$3,304

- All units include hardware for mounting. Must be professionally installed.
- Hidden top units are all 3/4" material.
- Doors are outset on sides on all units. Interior depth is 13".
- Weight capacity of 50 lbs. per piece.
- Add OP-LOCK-ADD for \$127 per lock. One lock needed for 2-door units; two locks for 4-door units; three locks for 6-door units.
- Doors on overhead cabinets do not include pulls. See page 7 for options to add pulls.

Overhead Hanging Wall Cabinet with Laminate Doors and 1-1/8" Visible Top

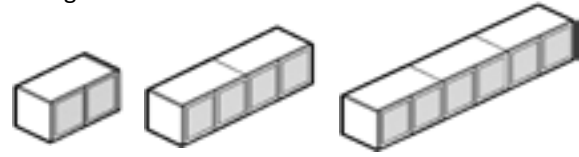
16" High Doors



Model Number	Depth	Width	Height	
Two Door				
SS-HCWU-3017-A1	15	30	17	\$1,075
SS-HCWU-3617-A1	15	36	17	\$1,160
SS-HCWU-4217-A1	15	42	17	\$1,253
SS-HCWU-4817-A1	15	48	17	\$1,578
Four Door				
SS-HCWU-5417-A1	15	54	17	\$1,851
SS-HCWU-6017-A1	15	60	17	\$1,942
SS-HCWU-6617-A1	15	66	17	\$2,039
SS-HCWU-7217-A1	15	72	17	\$2,129
SS-HCWU-7817-A1	15	78	17	\$2,271
SS-HCWU-8417-A1	15	84	17	\$2,408
Six Door				
SS-HCWU-9017-A1	15	90	17	\$3,033
SS-HCWU-9617-A1	15	96	17	\$3,174
SS-HCWU-0217-A1	15	102	17	\$3,220
SS-HCWU-0817-A1	15	108	17	\$3,286
SS-HCWU-1417-A1	15	114	17	\$3,476
SS-HCWU-2017-A1	15	120	17	\$3,566

- All units include hardware for mounting. Must be professionally installed.
- Visible top units have 1-1/8" top.
- Doors are outset on sides on all units. Interior depth is 13".
- Weight capacity of 50 lbs. per piece.
- Add OP-LOCK-ADD for \$127 per lock. One lock needed for 2-door units; two locks for 4-door units; three locks for 6-door units.
- Doors on overhead cabinets do not include pulls. See page 7 for options to add pulls.

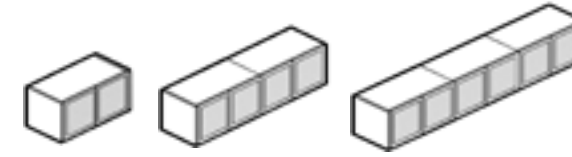
Overhead Hanging Wall Cabinet with Aluminum Framed Acrylic Doors and Hidden Top
16" High Doors



Model Number	Depth	Width	Height	
Two Door				
SS-HCHG-3016-A1	15	30	16	\$1,690
SS-HCHG-3616-A1	15	36	16	\$1,775
SS-HCHG-4216-A1	15	42	16	\$1,868
SS-HCHG-4816-A1	15	48	16	\$2,306
Four Door				
SS-HCHG-5416-A1	15	54	16	\$2,885
SS-HCHG-6016-A1	15	60	16	\$2,961
SS-HCHG-6616-A1	15	66	16	\$3,034
SS-HCHG-7216-A1	15	72	16	\$3,108
SS-HCHG-7816-A1	15	78	16	\$3,250
SS-HCHG-8416-A1	15	84	16	\$3,372
Six Door				
SS-HCHG-9016-A1	15	90	16	\$4,490
SS-HCHG-9616-A1	15	96	16	\$4,592
SS-HCHG-0216-A1	15	102	16	\$4,640
SS-HCHG-0816-A1	15	108	16	\$4,705
SS-HCHG-1416-A1	15	114	16	\$4,855
SS-HCHG-2016-A1	15	120	16	\$4,950

- All units include hardware for mounting. Must be professionally installed.
- Hidden top units are all 3/4" material.
- Doors are outset on sides on all units. Interior depth is 13".
- Weight capacity of 50 lbs. per piece.
- Locks not available on acrylic doors.
- Doors on overhead cabinets do not include pulls. See page 7 for options to add pulls. Pull type 125 not compatible with acrylic doors.

Overhead Hanging Wall Cabinet with Aluminum Framed Acrylic Doors and 1-1/8" Visible Top
16" High Doors

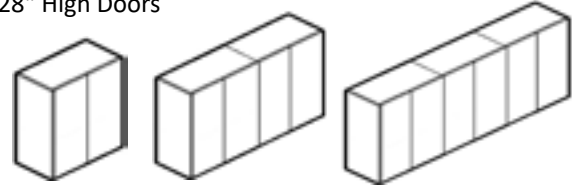


Model Number	Depth	Width	Height	
Two Door				
SS-HCGU-3017-A1	15	30	17	\$1,786
SS-HCGU-3617-A1	15	36	17	\$1,868
SS-HCGU-4217-A1	15	42	17	\$1,961
SS-HCGU-4817-A1	15	48	17	\$2,419
Four Door				
SS-HCGU-5417-A1	15	54	17	\$2,996
SS-HCGU-6017-A1	15	60	17	\$3,090
SS-HCGU-6617-A1	15	66	17	\$3,184
SS-HCGU-7217-A1	15	72	17	\$3,279
SS-HCGU-7817-A1	15	78	17	\$3,418
SS-HCGU-8417-A1	15	84	17	\$3,557
Six Door				
SS-HCGU-9017-A1	15	90	17	\$4,678
SS-HCGU-9617-A1	15	96	17	\$4,818
SS-HCGU-0217-A1	15	102	17	\$4,862
SS-HCGU-0817-A1	15	108	17	\$4,929
SS-HCGU-1417-A1	15	114	17	\$5,117
SS-HCGU-2017-A1	15	120	17	\$5,209

- All units include hardware for mounting. Must be professionally installed.
- Visible top units have 1-1/8" top.
- Doors are outset on sides on all units. Interior depth is 13".
- Weight capacity of 50 lbs. per piece.
- Locks not available on acrylic doors.
- Doors on overhead cabinets do not include pulls. See page 7 for options to add pulls. Pull type 125 not compatible with acrylic doors.

Overhead Hanging Wall Cabinet with Laminate Doors and Hidden Top

28" High Doors

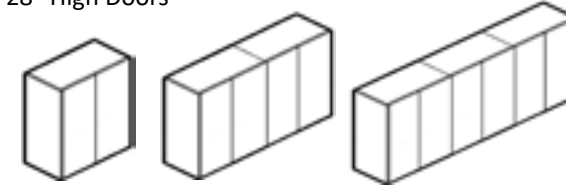


Model Number	Depth	Width	Height	
Two Door				
SS-HC8H-3028-A1	15	30	28	\$1,278
SS-HC8H-3628-A1	15	36	28	\$1,364
SS-HC8H-4228-A1	15	42	28	\$1,458
SS-HC8H-4828-A1	15	48	28	\$1,877
Four Door				
SS-HC8H-5428-A1	15	54	28	\$2,260
SS-HC8H-6028-A1	15	60	28	\$2,353
SS-HC8H-6628-A1	15	66	28	\$2,447
SS-HC8H-7228-A1	15	72	28	\$2,540
SS-HC8H-7828-A1	15	78	28	\$2,679
SS-HC8H-8428-A1	15	84	28	\$2,821
Six Door				
SS-HC8H-9028-A1	15	90	28	\$3,482
SS-HC8H-9628-A1	15	96	28	\$3,584
SS-HC8H-0228-A1	15	102	28	\$3,634
SS-HC8H-0828-A1	15	108	28	\$3,698
SS-HC8H-1428-A1	15	114	28	\$3,845
SS-HC8H-2028-A1	15	120	28	\$3,943

- All units include hardware for mounting. Must be professionally installed.
- Hidden top units are all 3/4" material.
- 3/4" adjustable shelf behind each set of doors.
- Doors are outset on sides on all units. Interior depth is 13".
- Weight capacity of 75 lbs. per piece.
- Add OP-LOCK-ADD for \$127 per lock. One lock needed for 2-door units; two locks for 4-door units; three locks for 6-door units.
- Doors on overhead cabinets do not include pulls. See page 7 for options to add pulls.

Overhead Hanging Wall Cabinet with Laminate Doors and 1-1/8" Visible Top

28" High Doors

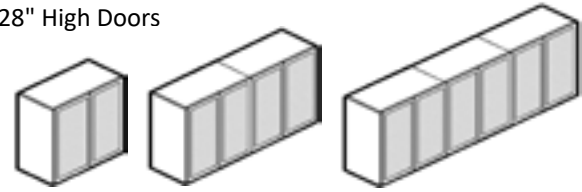


Model Number	Depth	Width	Height	
Two Door				
SS-HC8V-3029-A1	15	30	29	\$1,371
SS-HC8V-3629-A1	15	36	29	\$1,458
SS-HC8V-4229-A1	15	42	29	\$1,550
SS-HC8V-4829-A1	15	48	29	\$1,988
Four Door				
SS-HC8V-5429-A1	15	54	29	\$2,372
SS-HC8V-6029-A1	15	60	29	\$2,466
SS-HC8V-6629-A1	15	66	29	\$2,560
SS-HC8V-7229-A1	15	72	29	\$2,651
SS-HC8V-7829-A1	15	78	29	\$2,793
SS-HC8V-8429-A1	15	84	29	\$2,935
Six Door				
SS-HC8V-9029-A1	15	90	29	\$3,669
SS-HC8V-9629-A1	15	96	29	\$3,808
SS-HC8V-0229-A1	15	102	29	\$3,855
SS-HC8V-0829-A1	15	108	29	\$3,922
SS-HC8V-1429-A1	15	114	29	\$4,108
SS-HC8V-2029-A1	15	120	29	\$4,202

- All units include hardware for mounting. Must be professionally installed.
- Visible top units have 1-1/8" top.
- 3/4" adjustable shelf behind each set of doors.
- Doors are outset on sides on all units. Interior depth is 13".
- Weight capacity of 75 lbs. per piece.
- Add OP-LOCK-ADD for \$127 per lock. One lock needed for 2-door units; two locks for 4-door units; three locks for 6-door units.
- Doors on overhead cabinets do not include pulls. See page 7 for options to add pulls.

Overhead Hanging Wall Cabinet with Aluminum Framed Acrylic Doors and Hidden Top

28" High Doors

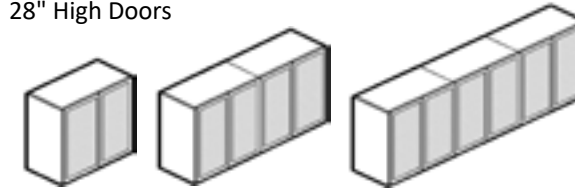


Model Number	Depth	Width	Height	
Two Door				
SS-HG8H-3028-A1	15	30	28	\$2,416
SS-HG8H-3628-A1	15	36	28	\$2,498
SS-HG8H-4228-A1	15	42	28	\$2,594
SS-HG8H-4828-A1	15	48	28	\$3,220
Four Door				
SS-HG8H-5428-A1	15	54	28	\$4,099
SS-HG8H-6028-A1	15	60	28	\$4,191
SS-HG8H-6628-A1	15	66	28	\$4,285
SS-HG8H-7228-A1	15	72	28	\$4,376
SS-HG8H-7828-A1	15	78	28	\$4,517
SS-HG8H-8428-A1	15	84	28	\$4,657
Six Door				
SS-HG8H-9028-A1	15	90	28	\$5,933
SS-HG8H-9628-A1	15	96	28	\$6,049
SS-HG8H-0228-A1	15	102	28	\$6,095
SS-HG8H-0828-A1	15	108	28	\$6,162
SS-HG8H-1428-A1	15	114	28	\$6,311
SS-HG8H-2028-A1	15	120	28	\$6,405

- All units include hardware for mounting. Must be professionally installed.
- Hidden top units are all 3/4" material.
- 3/4" adjustable shelf behind each set of doors.
- Doors are outset on sides on all units. Interior depth is 13".
- Weight capacity of 75 lbs. per piece.
- Locks not available on acrylic doors.
- Doors on overhead cabinets do not include pulls. See page 7 for options to add pulls. Pull type 125 not compatible with acrylic doors.

Overhead Hanging Wall Cabinet with Aluminum Framed Acrylic Doors and 1-1/8" Visible Top

28" High Doors



Model Number	Depth	Width	Height	
Two Door				
SS-HG8V-3029-A1	15	30	29	\$2,507
SS-HG8V-3629-A1	15	36	29	\$2,594
SS-HG8V-4229-A1	15	42	29	\$2,685
SS-HG8V-4829-A1	15	48	29	\$3,333
Four Door				
SS-HG8V-5429-A1	15	54	29	\$4,210
SS-HG8V-6029-A1	15	60	29	\$4,302
SS-HG8V-6629-A1	15	66	29	\$4,396
SS-HG8V-7229-A1	15	72	29	\$4,489
SS-HG8V-7829-A1	15	78	29	\$4,629
SS-HG8V-8429-A1	15	84	29	\$4,767
Six Door				
SS-HG8V-9029-A1	15	90	29	\$6,133
SS-HG8V-9629-A1	15	96	29	\$6,273
SS-HG8V-0229-A1	15	102	29	\$6,323
SS-HG8V-0829-A1	15	108	29	\$6,387
SS-HG8V-1429-A1	15	114	29	\$6,572
SS-HG8V-2029-A1	15	120	29	\$6,667

- All units include hardware for mounting. Must be professionally installed.
- Visible top units have 1-1/8" top.
- 3/4" adjustable shelf behind each set of doors.
- Doors are outset on sides on all units. Interior depth is 13".
- Weight capacity of 75 lbs. per piece.
- Locks not available on acrylic doors.
- Doors on overhead cabinets do not include pulls. See page 7 for options to add pulls. Pull type 125 not compatible with acrylic doors.

SPX



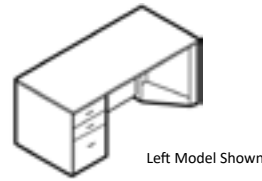
details

- 1-1/8" thick thermofuse laminate (TFL) tops for strength and durability.
- 2mm PVC edgebanding.
- Wood grain on tops runs from side to side on returns and bridges, up to 60", to match desk and credenza tops. Grain runs vertically on pedestals and false pedestals, and runs horizontally on modesty panels.
- Pedestal-supported construction with recessed inset modesty panels on all desks.
- False (open) pedestal on single pedestal desks can be used for CPU storage.
- Drawers with 46mm height ball bearing extension slides for smooth and instant access to all contents.
- Maple print drawer interiors standard. Solid wood drawer interior upgrade available.
- Adjustable leveling glides on all units, except hutches and overheads.
- Combine up to two finishes on a single unit at no additional charge. See pages 4-6 for laminate finish options.
- Core removable face locks standard on pedestals, lateral files and file centers. Locks optional on all units with hinged doors, such as hutches and storage cabinets.
- Hardware pulls standard on all drawers. If no pull is specified, 101-BL will be provided. See page 7 for complete selection of pulls. There is no upcharge for premium pulls on items in the SPX collection.
- Custom sizes and configurations may be available. Contact the design department for pricing.

table of contents

Laminates	4-5
HPL Upcharges	6
Pull Options	7
Edge Profiles and Grain Direction	8-9
Options and Upgrades	10-11
Desk Units	110-116
Return Units	117-119
Bridge Units	120
Credenza Units	121-127
Lateral Filing Cabinets	128-129
Bookcases	130-131
Storage Cabinets	132-139
Hutch Units	140-145
Terms and Conditions	164
Warranty	165

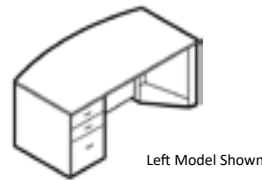
Single Pedestal Desk - Box/Box/File Ped



Model Number	Depth	Width	Height	
Left Model Right Model				
SX-SPD2-3060-L-A1 SX-SPD2-3060-R-A1	30	60	29	\$1,889
SX-SPD2-3066-L-A1 SX-SPD2-3066-R-A1	30	66	29	\$1,980
SX-SPD2-3072-L-A1 SX-SPD2-3072-R-A1	30	72	29	\$2,055
SX-SPD2-3078-L-A1 SX-SPD2-3078-R-A1	30	78	29	\$2,325
SX-SPD2-3672-L-A1 SX-SPD2-3672-R-A1	36	72	29	\$2,088
SX-SPD2-3678-L-A1 SX-SPD2-3678-R-A1	36	78	29	\$2,442

- Add OP-PEDL-09 to switch Box-Box-File Pedestal to File-File pedestal for no charge.
 - Add OP-GMOD-FP for \$1,067 to upgrade to aluminum-framed acrylic modesty panel.

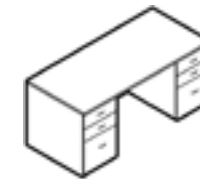
Single Pedestal Fantop Desk - Box/Box/File Ped



Model Number	Depth	Width	Height	
Left Model Right Model				
SX-SPF2-3066-L-A1 SX-SPF2-3066-R-A1	30-36	66	29	\$2,302
SX-SPF2-3072-L-A1 SX-SPF2-3072-R-A1	30-36	72	29	\$2,376
SX-SPF2-3078-L-A1 SX-SPF2-3078-R-A1	30-36	78	29	\$2,648
SX-SPF2-3672-L-A1 SX-SPF2-3672-R-A1	36-42	72	29	\$2,412
SX-SPF2-3678-L-A1 SX-SPF2-3678-R-A1	36-42	78	29	\$2,768

- Fantop adds 6" to workspace depth at center.
 - Add OP-PEDL-09 to switch Box-Box-File Pedestal to File-File pedestal for no charge.
 - Add OP-GMOD-FP for \$1,067 to upgrade to aluminum-framed acrylic modesty panel.

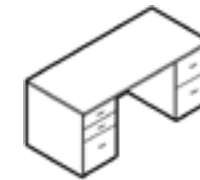
Double Pedestal Desk - Box/Box/File Ped



Model Number	Depth	Width	Height	
SX-DPD2-3060-A1	30	60	29	\$2,552
SX-DPD2-3066-A1	30	66	29	\$2,645
SX-DPD2-3072-A1	30	72	29	\$2,718
SX-DPD2-3078-A1	30	78	29	\$2,990
SX-DPD2-3672-A1	36	72	29	\$2,753
SX-DPD2-3678-A1	36	78	29	\$3,108

- Add OP-GMOD-FP for \$1,067 to upgrade to aluminum-framed acrylic modesty panel.

Double Pedestal Desk - Box/Box/File Ped Left, File/File Right



Model Number	Depth	Width	Height	
SX-DPD3-3060-A1	30	60	29	\$2,552
SX-DPD3-3066-A1	30	66	29	\$2,645
SX-DPD3-3072-A1	30	72	29	\$2,718
SX-DPD3-3078-A1	30	78	29	\$2,990
SX-DPD3-3672-A1	36	72	29	\$2,753
SX-DPD3-3678-A1	36	78	29	\$3,108

- Add OP-GMOD-FP for \$1,067 to upgrade to aluminum-framed acrylic modesty panel.

Double Pedestal Fantop Desk - Box/Box/File Ped



Model Number	Depth	Width	Height	
SX-DPF2-3066-A1	30-36	66	29	\$3,009
SX-DPF2-3072-A1	30-36	72	29	\$3,082
SX-DPF2-3078-A1	30-36	78	29	\$3,353
SX-DPF2-3672-A1	36-42	72	29	\$3,114
SX-DPF2-3678-A1	36-42	78	29	\$3,472

- Fantop adds 6" to workspace depth at center.
- Add OP-GMOD-FP for \$1,067 to upgrade to aluminum-framed acrylic modesty panel.

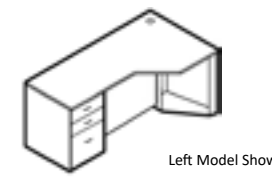
Double Pedestal Fantop Desk - Box/Box/File Ped Left, File/File Ped Right



Model Number	Depth	Width	Height	
SX-DPF3-3066-A1	30-36	66	29	\$3,009
SX-DPF3-3072-A1	30-36	72	29	\$3,082
SX-DPF3-3078-A1	30-36	78	29	\$3,353
SX-DPF3-3672-A1	36-42	72	29	\$3,114
SX-DPF3-3678-A1	36-42	78	29	\$3,472

- Fantop adds 6" to workspace depth at center.
- Add OP-GMOD-FP for \$1,067 to upgrade to aluminum-framed acrylic modesty panel.

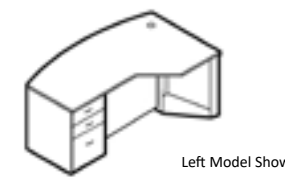
Computer Desk - Box/Box/File Ped



Model Number	Depth	Width	Height		
Left Model	Right Model				
SX-CDK2-3666-L-A1	SX-CDK2-3666-R-A1	24-36-24	66	29	\$1,968
SX-CDK2-3672-L-A1	SX-CDK2-3672-R-A1	24-36-24	72	29	\$1,976
SX-CDK2-3678-L-A1	SX-CDK2-3678-R-A1	24-36-24	78	29	\$2,127
SX-CDK5-4272-L-A1	SX-CDK5-4272-R-A1	30-42-24	72	29	\$2,370
SX-CDK5-4278-L-A1	SX-CDK5-4278-R-A1	30-42-24	78	29	\$2,631

- CDK2 has 24" for both workspace depth & return connect depth.
- CDK5 has 30" workspace depth and 24" return connect depth.
- Wire Grommet standard.
- Add OP-PEDL-09 to switch Box-Box-File Pedestal to File-File pedestal for no charge.
- Add OP-GMOD-FP for \$1,067 to upgrade to aluminum-framed acrylic modesty panel.

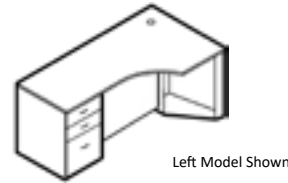
Fantop Computer Desk - Box/Box/File Ped



Model Number	Depth	Width	Height		
Left Model	Right Model				
SX-FCF5-4272-L-A1	SX-FCF5-4272-R-A1	30-36-42-24	72	29	\$2,670
SX-FCF5-4278-L-A1	SX-FCF5-4278-R-A1	30-36-42-24	78	29	\$2,930

- Fantop adds 6" to workspace depth at center.
- FCF5 has 30" workspace depth (36" at center), and 24" Hookup connect depth.
- Wire Grommet standard.
- Add OP-PEDL-09 to switch Box-Box-File Pedestal to File-File pedestal for no charge.
- Add OP-GMOD-FP for \$1,067 to upgrade to aluminum-framed acrylic modesty panel.

Computer Desk with Inside Curve - Box/Box/File Ped

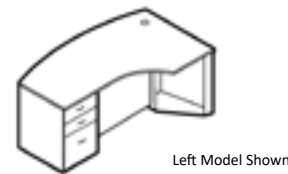


Left Model Shown

Model Number	Depth	Width	Height	
Left Model Right Model				
SX-CCK2-3666-L-A1 SX-CCK2-3666-R-A1	24-36-24	66	29	\$1,968
SX-CCK2-3672-L-A1 SX-CCK2-3672-R-A1	24-36-24	72	29	\$1,976
SX-CCK2-3678-L-A1 SX-CCK2-3678-R-A1	24-36-24	78	29	\$2,127
SX-CCK5-4272-L-A1 SX-CCK5-4272-R-A1	30-42-24	72	29	\$2,370
SX-CCK5-4278-L-A1 SX-CCK5-4278-R-A1	30-42-24	78	29	\$2,631

- CCK2 has 24" for both workspace depth & return connect depth.
- CCK5 has 30" workspace depth and 24" return connect depth.
- Wire Grommet standard.
- Add OP-PEDL-09 to switch Box-Box-File Pedestal to File-File pedestal for no charge.
- Add OP-GMOD-FP for \$1,067 to upgrade to aluminum-framed acrylic modesty panel.

Fantop Computer Desk with Inside Curve - Box/Box/File Ped

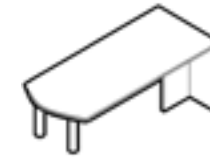


Left Model Shown

Model Number	Depth	Width	Height	
Left Model Right Model				
SX-CFF5-4272-L-A1 SX-CFF5-4272-R-A1	30-36-42-24	72	29	\$2,670
SX-CFF5-4278-L-A1 SX-CFF5-4278-R-A1	30-36-42-24	78	29	\$2,930

- Fantop adds 6" to workspace depth at center.
- CFF5 has 30" workspace depth (36" at center), and 24" Hookup connect depth.
- Wire Grommet standard.
- Add OP-PEDL-09 to switch Box-Box-File Pedestal to File-File pedestal for no charge.
- Add OP-GMOD-FP for \$1,067 to upgrade to aluminum-framed acrylic modesty panel.

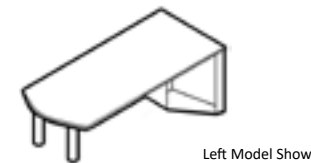
Bow-End Peninsula Desk with Panel End



Model Number	Depth	Width	Height	
SX-BEPN-3066-A1	30	66	29	\$1,517
SX-BEPN-3072-A1	30	72	29	\$1,576
SX-BEPN-3672-A1	36	72	29	\$1,610
SX-BEPN-3678-A1	36	78	29	\$1,877

- For laminate 12" hanging modesty panel, add OP-LMDP-12 for \$185.
- For 12" high aluminum-framed acrylic hanging modesty panel, add OP-GMOD-12 for \$835.

Bow-End Peninsula Desk with False Pedestal



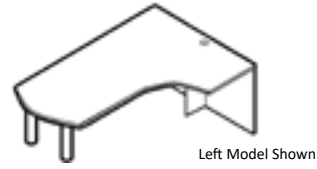
Left Model Shown

Model Number	Depth	Width	Height	
Left Model Right Model				
SX-BEP2-3066-L-A1 SX-BEP2-3066-R-A1	30	66	29	\$1,654
SX-BEP2-3072-L-A1 SX-BEP2-3072-R-A1	30	72	29	\$1,714
SX-BEP2-3672-L-A1 SX-BEP2-3672-R-A1	36	72	29	\$1,750
SX-BEP2-3678-L-A1 SX-BEP2-3678-R-A1	36	78	29	\$2,013

- For laminate 12" hanging modesty panel, add OP-LMDP-12 for \$185.
- For 12" high aluminum-framed acrylic hanging modesty panel, add OP-GMOD-12 for \$835.

Bow-End Peninsula Desk with Corner and Inside Curve

Panel End



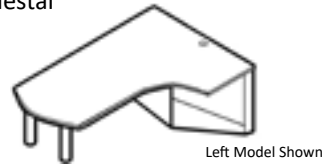
Left Model Shown

Model Number	Depth	Width	Height	
Left Model Right Model				
SX-BCPR-4272-L-A1 SX-BCPR-4272-R-A1	30-42	72	29	\$1,892
SX-BCPR-4278-L-A1 SX-BCPR-4278-R-A1	30-42	78	29	\$2,212

- For laminate 12" hanging modesty panel, add OP-LMDP-12 for \$185.
- For 12" high aluminum-framed acrylic hanging modesty panel, add OP-GMOD-12 for \$835.

Bow-End Peninsula Desk with Corner and Inside Curve

False Pedestal



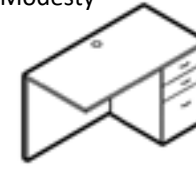
Left Model Shown

Model Number	Depth	Width	Height	
Left Model Right Model				
SX-BCP2-4272-L-A1 SX-BCP2-4272-R-A1	30-42	72	29	\$2,040
SX-BCP2-4278-L-A1 SX-BCP2-4278-R-A1	30-42	78	29	\$2,360

- For laminate 12" hanging modesty panel, add OP-LMDP-12 for \$185.
- For 12" high aluminum-framed acrylic hanging modesty panel, add OP-GMOD-12 for \$835.

Return - Box/Box/File

Full Height Modesty



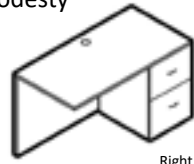
Right Model Shown

Model Number	Depth	Width	Height	
Left Model Right Model				
SX-RBBF-1930-L-A1 SX-RBBF-1930-R-A1	19	30	29	\$1,374
SX-RBBF-1936-L-A1 SX-RBBF-1936-R-A1	19	36	29	\$1,382
SX-RBBF-1942-L-A1 SX-RBBF-1942-R-A1	19	42	29	\$1,394
SX-RBBF-1948-L-A1 SX-RBBF-1948-R-A1	19	48	29	\$1,443
SX-RBBF-1954-L-A1 SX-RBBF-1954-R-A1	19	54	29	\$1,513
SX-RBBF-1960-L-A1 SX-RBBF-1960-R-A1	19	60	29	\$1,575
SX-RBBF-2430-L-A1 SX-RBBF-2430-R-A1	24	30	29	\$1,485
SX-RBBF-2436-L-A1 SX-RBBF-2436-R-A1	24	36	29	\$1,493
SX-RBBF-2442-L-A1 SX-RBBF-2442-R-A1	24	42	29	\$1,513
SX-RBBF-2448-L-A1 SX-RBBF-2448-R-A1	24	48	29	\$1,535
SX-RBBF-2454-L-A1 SX-RBBF-2454-R-A1	24	54	29	\$1,599
SX-RBBF-2460-L-A1 SX-RBBF-2460-R-A1	24	60	29	\$1,654

- Grommet included on worksurface and modesty panel.
- For 10" modesty panel with finished pedestal back, add OP-LMDP-10 for \$140.

Return with File/File Ped

Full Height Modesty



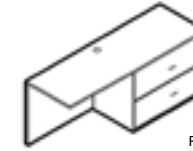
Right Model Shown

Model Number	Depth	Width	Height	
Left Model Right Model				
SX-RFFL-1930-L-A1 SX-RFFL-1930-R-A1	19	30	29	\$1,372
SX-RFFL-1936-L-A1 SX-RFFL-1936-R-A1	19	36	29	\$1,382
SX-RFFL-1942-L-A1 SX-RFFL-1942-R-A1	19	42	29	\$1,394
SX-RFFL-1948-L-A1 SX-RFFL-1948-R-A1	19	48	29	\$1,443
SX-RFFL-1954-L-A1 SX-RFFL-1954-R-A1	19	54	29	\$1,513
SX-RFFL-1960-L-A1 SX-RFFL-1960-R-A1	19	60	29	\$1,575
SX-RFFL-2430-L-A1 SX-RFFL-2430-R-A1	24	30	29	\$1,485
SX-RFFL-2436-L-A1 SX-RFFL-2436-R-A1	24	36	29	\$1,493
SX-RFFL-2442-L-A1 SX-RFFL-2442-R-A1	24	42	29	\$1,513
SX-RFFL-2448-L-A1 SX-RFFL-2448-R-A1	24	48	29	\$1,535
SX-RFFL-2454-L-A1 SX-RFFL-2454-R-A1	24	54	29	\$1,599
SX-RFFL-2460-L-A1 SX-RFFL-2460-R-A1	24	60	29	\$1,654

- Grommet included on worksurface and modesty panel.
- For 10" modesty panel with finished pedestal back, add OP-LMDP-10 for \$140.

Return with 32" Wide Lateral File Ped

Full Height Modesty



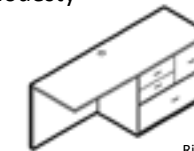
Right Model Shown

Model Number	Depth	Width	Height	
Left Model Right Model				
SX-RTLF-1948-L-A1 SX-RTLF-1948-R-A1	19	48	29	\$1,854
SX-RTLF-1954-L-A1 SX-RTLF-1954-R-A1	19	54	29	\$1,925
SX-RTLF-1960-L-A1 SX-RTLF-1960-R-A1	19	60	29	\$1,986
SX-RTLF-2442-L-A1 SX-RTLF-2442-R-A1	24	42	29	\$1,925
SX-RTLF-2448-L-A1 SX-RTLF-2448-R-A1	24	48	29	\$1,943
SX-RTLF-2454-L-A1 SX-RTLF-2454-R-A1	24	54	29	\$2,009
SX-RTLF-2460-L-A1 SX-RTLF-2460-R-A1	24	60	29	\$2,061

- Letter filing is two rows front to back; legal filing is side to side.
- Grommet included on worksurface and modesty panel.
- For 10" modesty panel with finished pedestal back, add OP-LMDP-10 for \$140.
- Lateral file drawers have a maximum weight capacity of 50 lbs.

Return with 32" Wide File Center Ped

Full Height Modesty



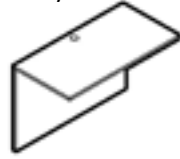
Right Model Shown

Model Number	Depth	Width	Height	
Left Model Right Model				
SX-RTFC-1948-L-A1 SX-RTFC-1948-R-A1	19	48	29	\$2,058
SX-RTFC-1954-L-A1 SX-RTFC-1954-R-A1	19	54	29	\$2,131
SX-RTFC-1960-L-A1 SX-RTFC-1960-R-A1	19	60	29	\$2,188
SX-RTFC-2442-L-A1 SX-RTFC-2442-R-A1	24	42	29	\$2,131
SX-RTFC-2448-L-A1 SX-RTFC-2448-R-A1	24	48	29	\$2,151
SX-RTFC-2454-L-A1 SX-RTFC-2454-R-A1	24	54	29	\$2,216
SX-RTFC-2460-L-A1 SX-RTFC-2460-R-A1	24	60	29	\$2,267

- Box drawers do not lock. Box drawers always on left side.
- On bottom drawer, letter filing is two rows front to back; legal filing is side to side.
- Grommet included on worksurface and modesty panel.
- For 10" modesty panel with finished pedestal back, add OP-LMDP-10 for \$140.
- Lateral file drawers have a maximum weight capacity of 50 lbs.

Bridge

Full Height Modesty

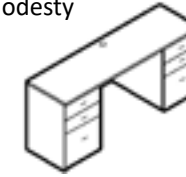


Model Number	Depth	Width	Height	
SX-BRDG-1924-A1	19	24	29	\$513
SX-BRDG-1930-A1	19	30	29	\$517
SX-BRDG-1936-A1	19	36	29	\$523
SX-BRDG-1942-A1	19	42	29	\$556
SX-BRDG-1948-A1	19	48	29	\$581
SX-BRDG-1954-A1	19	54	29	\$674
SX-BRDG-1960-A1	19	60	29	\$746
SX-BRDG-2424-A1	24	24	29	\$517
SX-BRDG-2430-A1	24	30	29	\$534
SX-BRDG-2436-A1	24	36	29	\$545
SX-BRDG-2442-A1	24	42	29	\$575
SX-BRDG-2448-A1	24	48	29	\$600
SX-BRDG-2454-A1	24	54	29	\$699
SX-BRDG-2460-A1	24	60	29	\$782

- Standard with full modesty panel. For 10" modesty panel add OP-LMDP-10 for \$140.
- Grommets included in position 2 on top and modesty panel.
- Bridges ship flat to save space. Hinged modesty panel for easy install.

Kneehole Credenza - Box/Box/File Peds

Full Height Modesty

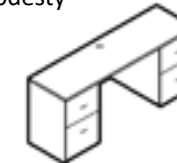


Model Number	Depth	Width	Height	
SX-CBBF-1960-A1	19	60	29	\$2,323
SX-CBBF-1966-A1	19	66	29	\$2,351
SX-CBBF-1972-A1	19	72	29	\$2,382
SX-CBBF-1978-A1	19	78	29	\$2,712
SX-CBBF-2460-A1	24	60	29	\$2,338
SX-CBBF-2466-A1	24	66	29	\$2,406
SX-CBBF-2472-A1	24	72	29	\$2,438
SX-CBBF-2478-A1	24	78	29	\$2,766

- For 10" modesty panel with finished pedestal back, add OP-LMDP-10 for \$140.
- Grommet standard on worksurface only.

Kneehole Credenza - File/File Peds

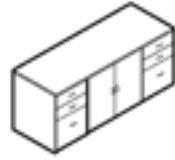
Full Height Modesty



Model Number	Depth	Width	Height	
SX-CFFF-1960-A1	19	60	29	\$2,323
SX-CFFF-1966-A1	19	66	29	\$2,351
SX-CFFF-1972-A1	19	72	29	\$2,382
SX-CFFF-1978-A1	19	78	29	\$2,712
SX-CFFF-2460-A1	24	60	29	\$2,338
SX-CFFF-2466-A1	24	66	29	\$2,406
SX-CFFF-2472-A1	24	72	29	\$2,438
SX-CFFF-2478-A1	24	78	29	\$2,766

- For 10" modesty panel with finished pedestal back, add OP-LMDP-10 for \$140.
- Grommet standard on worksurface only.

Storage Credenza - Box/Box/File Peds



Model Number	Depth	Width	Height	
SX-CFST-1966-A1	19	66	29	\$2,760
SX-CFST-1972-A1	19	72	29	\$2,793
SX-CFST-1978-A1	19	78	29	\$3,120
SX-CFST-2466-A1	24	66	29	\$2,814
SX-CFST-2472-A1	24	72	29	\$2,846
SX-CFST-2478-A1	24	78	29	\$3,178

- Includes two hinged doors in center and one adjustable shelf behind doors .
- Lock standard on pedestals only. For lock on doors, add OP-LOCK-ADD for \$127.
- Add OP-PEDL-09 to switch Box-Box-File Pedestal to File-File pedestal for no charge.

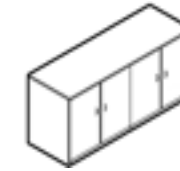
Storage Credenza - File/File Peds



Model Number	Depth	Width	Height	
SX-CFS2-A166-A1	19	66	29	\$2,760
SX-CFS2-A172-A1	19	72	29	\$2,793
SX-CFS2-A178-A1	19	78	29	\$3,120
SX-CFS2-A166-A1	24	66	29	\$2,814
SX-CFS2-A172-A1	24	72	29	\$2,846
SX-CFS2-A178-A1	24	78	29	\$3,178

- Includes two hinged doors in center and one adjustable shelf behind doors .
- Lock standard on pedestals only. For lock on doors, add OP-LOCK-ADD for \$127.

Four Door Credenza

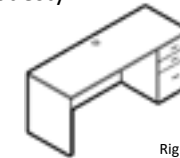


Model Number	Depth	Width	Height	
SX-STDB-1966-A1	19	66	29	\$2,535
SX-STDB-1972-A1	19	72	29	\$2,567
SX-STDB-1978-A1	19	78	29	\$2,902
SX-STDB-2466-A1	24	66	29	\$2,594
SX-STDB-2472-A1	24	72	29	\$2,625
SX-STDB-2478-A1	24	78	29	\$2,954

- Single adjustable shelf behind each set of doors.
- For lock on doors, add OP-LOCK-ADD for \$127 per lock. (Two locks needed for this unit.)

Single Ped Credenza - Box/Box/File Ped

Full Height Modesty



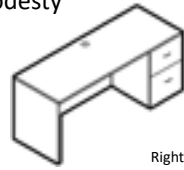
Right Model Shown

Model Number	Depth	Width	Height		
Left Model	Right Model				
SX-SPC2-1966-L-A1	SX-SPC2-1966-R-A1	19	66	29	\$1,734
SX-SPC2-1972-L-A1	SX-SPC2-1972-R-A1	19	72	29	\$1,792
SX-SPC2-1978-L-A1	SX-SPC2-1978-R-A1	19	78	29	\$1,974
SX-SPC2-2466-L-A1	SX-SPC2-2466-R-A1	24	66	29	\$1,770
SX-SPC2-2472-L-A1	SX-SPC2-2472-R-A1	24	72	29	\$1,830

- Grommet included.
- For 10" modesty panel with finished pedestal back, add OP-LMDP-10 for \$140.

Single Ped Credenza - File/File Ped

Full Height Modesty



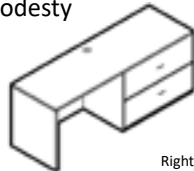
Right Model Shown

Model Number		Depth	Width	Height	
Left Model	Right Model				
SX-SPC5-1966-L-A1	SX-SPC5-1966-R-A1	19	66	29	\$1,734
SX-SPC5-1972-L-A1	SX-SPC5-1972-R-A1	19	72	29	\$1,792
SX-SPC5-1978-L-A1	SX-SPC5-1978-R-A1	19	78	29	\$1,974
SX-SPC5-2466-L-A1	SX-SPC5-2466-R-A1	24	66	29	\$1,770
SX-SPC5-2472-L-A1	SX-SPC5-2472-R-A1	24	72	29	\$1,830
SX-SPC5-2478-L-A1	SX-SPC5-2478-R-A1	24	78	29	\$2,009

- Grommet included.
- For 10" modesty panel with finished pedestal back, add OP-LMDP-10 for \$140.

Single Ped Credenza - 36" Wide Lateral File Ped

Full Height Modesty



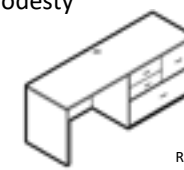
Right Model Shown

Model Number		Depth	Width	Height	
Left Model	Right Model				
SX-SPC3-1966-L-A1	SX-SPC3-1966-R-A1	19	66	29	\$2,143
SX-SPC3-1972-L-A1	SX-SPC3-1972-R-A1	19	72	29	\$2,204
SX-SPC3-1978-L-A1	SX-SPC3-1978-R-A1	19	78	29	\$2,383
SX-SPC3-2466-L-A1	SX-SPC3-2466-R-A1	24	66	29	\$2,182
SX-SPC3-2472-L-A1	SX-SPC3-2472-R-A1	24	72	29	\$2,242
SX-SPC3-2478-L-A1	SX-SPC3-2478-R-A1	24	78	29	\$2,420

- Grommet included.
- For 10" modesty panel with finished pedestal back, add OP-LMDP-10 for \$140.
- Lateral width is 36". Note clearly on order if you prefer 32" for same price.
- Legal and letter filing can be two rows front to back, or legal only side to side.
- Lateral file drawers have a maximum weight capacity of 50 lbs.

Single Ped Credenza - 32" File Center Ped

Full Height Modesty



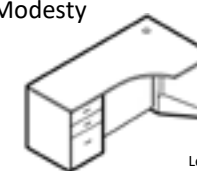
Right Model Shown

Model Number		Depth	Width	Height	
Left Model	Right Model				
SX-SPC4-1966-L-A1	SX-SPC4-1966-R-A1	19	66	29	\$2,378
SX-SPC4-1972-L-A1	SX-SPC4-1972-R-A1	19	72	29	\$2,438
SX-SPC4-1978-L-A1	SX-SPC4-1978-R-A1	19	78	29	\$2,617
SX-SPC4-2466-L-A1	SX-SPC4-2466-R-A1	24	66	29	\$2,416
SX-SPC4-2472-L-A1	SX-SPC4-2472-R-A1	24	72	29	\$2,474
SX-SPC4-2478-L-A1	SX-SPC4-2478-R-A1	24	78	29	\$2,655

- Box drawers do not lock. Box drawers always on left side.
- Grommet included.
- For 10" modesty panel with finished pedestal back, add OP-LMDP-10 for \$140.
- Lateral file drawers have a maximum weight capacity of 50 lbs.

Compudenza With Inside Curve - Box/Box/File Ped

Full Height Modesty



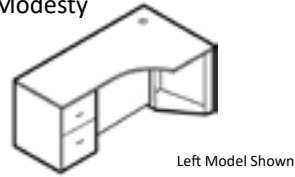
Left Model Shown

Model Number		Depth	Width	Height	
Left Model	Right Model				
SX-CCU2-3666-L-A1	SX-CCU2-3666-R-A1	24-36-24	66	29	\$1,912
SX-CCU2-3672-L-A1	SX-CCU2-3672-R-A1	24-36-24	72	29	\$1,922
SX-CCU2-3678-L-A1	SX-CCU2-3678-R-A1	24-36-24	78	29	\$2,074
SX-CCU2-4272-L-A1	SX-CCU2-4272-R-A1	24-42-24	72	29	\$2,088
SX-CCU2-4278-L-A1	SX-CCU2-4278-R-A1	24-42-24	78	29	\$2,254

- All units have flush modesty panels in back.
- CCU2 has 24" workspace depth & connect depth.
- Grommet included.
- For 10" modesty panel with finished pedestal back, add OP-LMDP-10 for \$140.

Compudenza With Inside Curve - File/File Ped

Full Height Modesty



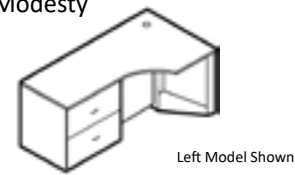
Left Model Shown

Model Number		Depth	Width	Height	
Left Model	Right Model				
SX-CCL2-3666-L-A1	SX-CCL2-3666-R-A1	24-36-24	66	29	\$1,912
SX-CCL2-3672-L-A1	SX-CCL2-3672-R-A1	24-36-24	72	29	\$1,922
SX-CCL2-3678-L-A1	SX-CCL2-3678-R-A1	24-36-24	78	29	\$2,074
SX-CCL2-4272-L-A1	SX-CCL2-4272-R-A1	24-42-24	72	29	\$2,088
SX-CCL2-4278-L-A1	SX-CCL2-4278-R-A1	24-42-24	78	29	\$2,254

- All units have flush modesty panels in back.
- CCL2 has 24" workspace depth & connect depth.
- Grommet included.
- For 10" modesty panel with finished pedestal back, add OP-LMDP-10 for \$140.

Compudenza With Inside Curve - 32" Wide Lateral File Ped

Full Height Modesty



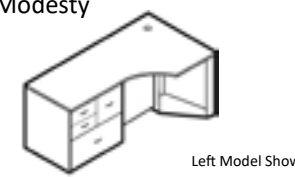
Left Model Shown

Model Number		Depth	Width	Height	
Left Model	Right Model				
SX-CLF7-3672-L-A1	SX-CLF7-3672-R-A1	24-36-24	72	29	\$2,330
SX-CLF7-3678-L-A1	SX-CLF7-3678-R-A1	24-36-24	78	29	\$2,482
SX-CLF7-4272-L-A1	SX-CLF7-4272-R-A1	24-42-24	72	29	\$2,498
SX-CLF7-4278-L-A1	SX-CLF7-4278-R-A1	24-42-24	78	29	\$2,669

- All units have flush modesty panels in back.
- CLF7 has 24" workspace depth & connect depth.
- Grommet included.
- For 10" modesty panel with finished pedestal back, add OP-LMDP-10 for \$140.
- Lateral file drawers have a maximum weight capacity of 50 lbs.

Compudenza With Inside Curve - 32" Wide File Center Ped

Full Height Modesty



Left Model Shown

Model Number		Depth	Width	Height	
Left Model	Right Model				
SX-CFC7-3672-L-A1	SX-CFC7-3672-R-A1	24-36-24	72	29	\$2,535
SX-CFC7-3678-L-A1	SX-CFC7-3678-R-A1	24-36-24	78	29	\$2,688
SX-CFC7-4272-L-A1	SX-CFC7-4272-R-A1	24-42-24	72	29	\$2,703
SX-CFC7-4278-L-A1	SX-CFC7-4278-R-A1	24-42-24	78	29	\$2,871

- All units have flush modesty panels in back.
- CFC7 has 24" workspace depth and return connect depth.
- Grommet included.
- For 10" modesty panel with finished pedestal back, add OP-LMDP-10 for \$140.
- Letter filing on bottom drawer is two rows front to back; legal filing is side to side.
- Box drawers always on left of pedestal. Box drawers do not lock.
- Lateral file drawers have a maximum weight capacity of 50 lbs.

Two Drawer Lateral File Cabinet

36" Wide



Model Number	Depth	Width	Height	
SX-LF2D-1929-A1	19	36	29	\$1,449
SX-LF2D-2429-A1	24	36	29	\$1,526

- Adjustable bars allow for two rows front-to-back, letter or legal size hanging files.
- Units have anti-tip safety mechanism.
- Lateral file drawers have a maximum weight capacity of 50 lbs.

Three Drawer Lateral File Cabinet

36" Wide



Model Number	Depth	Width	Height	
SX-LF3D-1942-A1	19	36	42	\$2,511
SX-LF3D-2442-A1	24	36	42	\$2,619

- Adjustable bars allow for two rows front-to-back, letter or legal size hanging files.
- Anti-tip safety mechanism included.
- Lateral file drawers have a maximum weight capacity of 50 lbs.

Four Drawer Lateral File Cabinet

36" Wide



Model Number	Depth	Width	Height	
SX-LF4D-1954-A1	19	36	54	\$3,152
SX-LF4D-2454-A1	24	36	54	\$3,312

- Adjustable bars allow for two rows front-to-back, letter or legal size hanging files.
- Anti-tip safety mechanism included.
- Lateral file drawers have a maximum weight capacity of 50 lbs.

File Center Cabinet

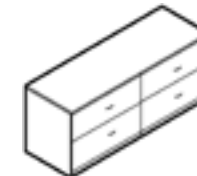
32" Wide



Model Number	Depth	Width	Height	
SX-FCCB-1929-A1	19	32	29	\$1,727
SX-FCCB-2429-A1	24	32	29	\$1,864

- Box drawers always on left of pedestal. Box drawers do not lock.
- Lateral file drawers have a maximum weight capacity of 50 lbs.

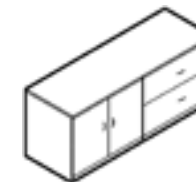
Double Wide Lateral File Cabinet



Model Number	Depth	Width	Height	
SX-LFDB-1929-A1	19	72	29	\$2,896
SX-LFDB-2429-A1	24	72	29	\$3,096

- Adjustable bars allow for two rows front-to-back, letter or legal size hanging files.
- Lateral file drawers have a maximum weight capacity of 50 lbs.

Double Wide Lateral File and Storage Cabinet Combo



Model Number	Depth	Width	Height	
SX-LFSC-1929-A1	19	72	29	\$2,809
SX-LFSC-2429-A1	24	72	29	\$2,858

- Lock standard on lateral only. For lock on doors, add OP-LOCK-ADD for \$127.
- Single adjustable shelf behind doors.
- Adjustable bars allow for two rows front-to-back, letter or legal size hanging files.
- Lateral file drawers have a maximum weight capacity of 50 lbs.

Bookcases with 1-1/8" Thick Side Panels



Model Number	Depth	Width	Height	
SX-BCSE-3629-A1	12	36	29	\$641
SX-BCSE-3642-A1	12	36	42	\$798
SX-BCSE-3648-A1	12	36	48	\$865
SX-BCSE-3654-A1	12	36	54	\$993
SX-BCSE-3660-A1	12	36	60	\$1,011
SX-BCSE-3666-A1	12	36	66	\$1,025
SX-BCSE-3672-A1	12	36	72	\$1,146
SX-BCSE-3684-A1	12	36	84	\$1,424

- Top, shelves, and sides are 1 1/8". Back is 3/4" finished TFL.
- Top and side panels are 12" deep.
- 29" has one adjustable shelf; 42", 48", and 54" have two; 60" and 66" have three; 72" has four; 84" has five.

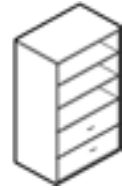
Bookcases with 3/4" Thick Side Panels



Model Number	Depth	Width	Height	
SX-BCS3-3629-A1	15	36	29	\$815
SX-BCS3-3642-A1	15	36	42	\$980
SX-BCS3-3648-A1	15	36	48	\$1,043
SX-BCS3-3654-A1	15	36	54	\$1,174
SX-BCS3-3660-A1	15	36	60	\$1,187
SX-BCS3-3666-A1	15	36	66	\$1,202
SX-BCS3-3672-A1	15	36	72	\$1,278
SX-BCS3-3684-A1	15	36	84	\$1,602

- Top and shelves are 1-1/8". Side panels are 3/4". Back is 3/4" finished TFL.
- Top is 15" deep and side panels are 14" deep in order to abut with hitches.
- 29" has one adjustable shelf; 42", 48", and 54" have two; 60" and 66" have three; 72" has four; 84" has five.

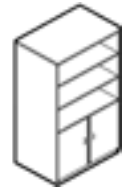
Lateral File with Bookcase Top



Model Number	Depth	Width	Height	
SX-LFBT-1966-A1	19	36	66	\$2,442
SX-LFBT-1972-A1	19	36	72	\$2,533
SX-LFBT-1984-A1	19	36	84	\$2,999
SX-LFBT-2466-A1	24	36	66	\$2,593
SX-LFBT-2472-A1	24	36	72	\$2,683
SX-LFBT-2484-A1	24	36	84	\$3,148

- 1-1/8" thick shelves and top. 3/4" end panels.
- Drawers are outset on sides.
- 19" units have 19" deep tops and 18" deep end panels. 24" units have 24" deep tops and 23" deep end panels.
- Lateral file drawers have a maximum weight capacity of 50 lbs.

Storage Cabinet with Bookcase Top



Model Number	Depth	Width	Height	
SX-SCBT-1566-A1	15	36	66	\$1,637
SX-SCBT-1572-A1	15	36	72	\$1,717
SX-SCBT-1584-A1	15	36	84	\$2,080
SX-SCBT-1966-A1	19	36	66	\$1,908
SX-SCBT-1972-A1	19	36	72	\$1,999
SX-SCBT-1984-A1	19	36	84	\$2,463
SX-SCBT-2466-A1	24	36	66	\$2,058
SX-SCBT-2472-A1	24	36	72	\$2,146
SX-SCBT-2484-A1	24	36	84	\$2,615

- 1-1/8" thick shelves and top. 3/4" end panels.
- Single adjustable shelf behind doors. For extra shelf add OP-SHLF-2 for \$185.
- Hinges open only to 90 degrees. For lock, add OP-LOCK-ADD for \$127. Doors are outset.
- 15" deep units have 15" deep tops and 14" deep end panels to line up with 15" deep bookcases.
- 19" units have 19" deep tops and 18" deep end panels. 24" units have 24" deep tops and 23" deep end panels.

Lateral File and Storage Cabinet Combo

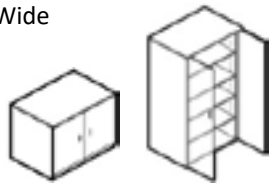


Model Number	Depth	Width	Height	
SX-LFST-1966-A1	19	36	66	\$2,879
SX-LFST-1972-A1	19	36	72	\$2,969
SX-LFST-1984-A1	19	36	84	\$3,433
SX-LFST-2466-A1	24	36	66	\$3,031
SX-LFST-2472-A1	24	36	72	\$3,116
SX-LFST-2484-A1	24	36	84	\$3,583

- Single adjustable shelf behind doors. For extra shelf add OP-SHLF-2 for \$185.
- 1-1/8" visible top. 1-1/8" thick shelves. 3/4" end panels. Doors outset on sides.
- Lock standard on lateral only.
- For lock on doors, add OP-LOCK-ADD for \$127.
- Lateral file drawers have a maximum weight capacity of 50 lbs.

Two Door Storage Cabinet with Full Width Adjustable Shelves

36" Wide



Model Number	Depth	Width	Height	
SX-SCFW-1529-A1	15	36	29	\$1,211
SX-SCFW-1542-A1	15	36	42	\$1,374
SX-SCFW-1548-A1	15	36	48	\$1,427
SX-SCFW-1554-A1	15	36	54	\$1,477
SX-SCFW-1560-A1	15	36	60	\$1,625
SX-SCFW-1566-A1	15	36	66	\$1,658
SX-SCFW-1572-A1	15	36	72	\$1,734
SX-SCFW-1584-A1	15	36	84	\$2,099
SX-SCFW-1929-A1	19	36	29	\$1,388
SX-SCFW-1942-A1	19	36	42	\$1,552
SX-SCFW-1948-A1	19	36	48	\$1,605
SX-SCFW-1954-A1	19	36	54	\$1,658
SX-SCFW-1960-A1	19	36	60	\$1,801
SX-SCFW-1966-A1	19	36	66	\$1,836
SX-SCFW-1972-A1	19	36	72	\$1,914
SX-SCFW-1984-A1	19	36	84	\$2,277
SX-SCFW-2429-A1	24	36	29	\$1,567
SX-SCFW-2442-A1	24	36	42	\$1,730
SX-SCFW-2448-A1	24	36	48	\$1,782
SX-SCFW-2454-A1	24	36	54	\$1,836
SX-SCFW-2460-A1	24	36	60	\$1,979
SX-SCFW-2466-A1	24	36	66	\$2,016
SX-SCFW-2472-A1	24	36	72	\$2,093
SX-SCFW-2484-A1	24	36	84	\$2,455

- 1-1/8" shelves. Doors outset on sides. Hinges open only to 90 degrees.
 - For lock, add OP-LOCK-ADD for \$127.

Two Door Storage Cabinet with Divider and Partial Width Adjustable Shelves

24" Deep



Model Number	Depth	Width	Height	
SX-SCM1-2454-A1	24	24	54	\$1,895
SX-SCM1-2460-A1	24	24	60	\$2,040
SX-SCM1-2466-A1	24	24	66	\$2,073
SX-SCM1-2472-A1	24	24	72	\$2,149
SX-SCM2-A154-A1	24	30	54	\$2,070
SX-SCM2-A160-A1	24	30	60	\$2,216
SX-SCM2-A166-A1	24	30	66	\$2,251
SX-SCM2-A172-A1	24	30	72	\$2,329
SX-SCM2-A184-A1	24	30	84	\$2,691
SX-SCMD-2454-A1	24	36	54	\$2,133
SX-SCMD-2460-A1	24	36	60	\$2,277
SX-SCMD-2466-A1	24	36	66	\$2,311
SX-SCMD-2472-A1	24	36	72	\$2,388
SX-SCMD-2484-A1	24	36	84	\$2,753

- Doors are outset on sides. Hinges open only to 90 degrees. Includes hanging rod.
 - Side with shelves is 17" wide in all widths. Wardrobe side is 5"W in 24" width, 11"W in 30" width, and 17"W in 36" width.
 - For lock, add OP-LOCK-ADD for \$127.

Two Door Wardrobe Cabinet with One Shelf and Hanging Clothes Rod

24" Deep



Model Number	Depth	Width	Height	
SX-WDR2-A154-A1	24	24	54	\$1,536
SX-WDR2-A160-A1	24	24	60	\$1,684
SX-WDR2-A166-A1	24	24	66	\$1,718
SX-WDR2-A172-A1	24	24	72	\$1,795
SX-WDR3-2454-A1	24	30	54	\$1,717
SX-WDR3-2460-A1	24	30	60	\$1,859
SX-WDR3-2466-A1	24	30	66	\$1,896
SX-WDR3-2472-A1	24	30	72	\$1,973
SX-WDR3-2484-A1	24	30	84	\$2,335
SX-WDRB-2454-A1	24	36	54	\$1,773
SX-WDRB-2460-A1	24	36	60	\$1,921
SX-WDRB-2466-A1	24	36	66	\$1,957
SX-WDRB-2472-A1	24	36	72	\$2,031
SX-WDRB-2484-A1	24	36	84	\$2,394

- Doors are outset on sides. Hinges open only to 90 degrees. Includes hanging rod.
 - For lock, add OP-LOCK-ADD for \$127.

Single Door Wardrobe Cabinet with One Shelf and Hanging Clothes Rod

24" Deep

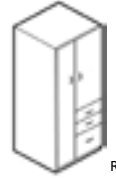


Left Model Shown

Model Number	Depth	Width	Height		
Left Model		Right Model			
SX-SDW1-2454-L-A1	24	SX-SDW1-2454-R-A1	12	54	\$1,291
SX-SDW1-2460-L-A1	24	SX-SDW1-2460-R-A1	12	60	\$1,437
SX-SDW1-2466-L-A1	24	SX-SDW1-2466-R-A1	12	66	\$1,472
SX-SDW1-2472-L-A1	24	SX-SDW1-2472-R-A1	12	72	\$1,548
SX-SDW2-2454-L-A1	24	SX-SDW2-2454-R-A1	16	54	\$1,319
SX-SDW2-2460-L-A1	24	SX-SDW2-2460-R-A1	16	60	\$1,464
SX-SDW2-2466-L-A1	24	SX-SDW2-2466-R-A1	16	66	\$1,499
SX-SDW2-2472-L-A1	24	SX-SDW2-2472-R-A1	16	72	\$1,578
SX-SDW3-2454-L-A1	24	SX-SDW3-2454-R-A1	20	54	\$1,409
SX-SDW3-2460-L-A1	24	SX-SDW3-2460-R-A1	20	60	\$1,556
SX-SDW3-2466-L-A1	24	SX-SDW3-2466-R-A1	20	66	\$1,590
SX-SDW3-2472-L-A1	24	SX-SDW3-2472-R-A1	20	72	\$1,666
SX-SDW4-2454-L-A1	24	SX-SDW4-2454-R-A1	24	54	\$1,497
SX-SDW4-2460-L-A1	24	SX-SDW4-2460-R-A1	24	60	\$1,643
SX-SDW4-2466-L-A1	24	SX-SDW4-2466-R-A1	24	66	\$1,677
SX-SDW4-2472-L-A1	24	SX-SDW4-2472-R-A1	24	72	\$1,756

- Door is outset on sides. Hinges open only to 90 degrees. For lock, add OP-LOCK-ADD for \$127.

Personal Storage Cabinet with Box/Box/File Pedestal

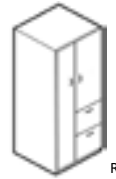


Right Model Shown

Model Number		Depth	Width	Height	
Left Model	Right Model				
SX-PSCB-2454-L-A1	SX-PSCB-2454-R-A1	24	24	54	\$3,060
SX-PSCB-2460-L-A1	SX-PSCB-2460-R-A1	24	24	60	\$3,119
SX-PSCB-2466-L-A1	SX-PSCB-2466-R-A1	24	24	66	\$3,179
SX-PSCB-2472-L-A1	SX-PSCB-2472-R-A1	24	24	72	\$3,239

- Wardrobe close side is 8" wide with hanging clothes rod.
- Pedestal side top - 16" wide storage section with one adjustable shelf.
- Pedestal side bottom -- Box/Box/File Pedestal. Lock standard on pedestal only.
- Doors are outset on sides. For lock on doors, add OP-LOCK-ADD for \$127. (Two locks needed for this unit.)

Personal Storage Cabinet with File/File Pedestal



Right Model Shown

Model Number		Depth	Width	Height	
Left Model	Right Model				
SX-PSC3-2454-L-A1	SX-PSC3-2454-R-A1	24	24	54	\$3,060
SX-PSC3-2460-L-A1	SX-PSC3-2460-R-A1	24	24	60	\$3,119
SX-PSC3-2466-L-A1	SX-PSC3-2466-R-A1	24	24	66	\$3,179
SX-PSC3-2472-L-A1	SX-PSC3-2472-R-A1	24	24	72	\$3,239

- Wardrobe side is 8" wide with hanging clothes rod.
- Pedestal side top - 16" wide storage section with one adjustable shelf.
- Pedestal side bottom -- File/File Pedestal. Lock standard on pedestal only.
- Doors are outset on sides. For lock on doors, add OP-LOCK-ADD for \$127. (Two locks needed for this unit.)

Personal Storage Cabinet with Box/Box/File Pedestal



Right Model Shown

Model Number		Depth	Width	Height	
Left Model	Right Model				
SX-PSB1-2454-L-A1	SX-PSB1-2454-R-A1	24	16	54	\$2,020
SX-PSB1-2460-L-A1	SX-PSB1-2460-R-A1	24	16	60	\$2,040
SX-PSB1-2466-L-A1	SX-PSB1-2466-R-A1	24	16	66	\$2,099
SX-PSB1-2472-L-A1	SX-PSB1-2472-R-A1	24	16	72	\$2,216

- Top - 16" wide storage section with one adjustable shelf.
- Bottom -- Box/Box/File Pedestal. Lock standard on pedestal only.
- Door is outset on side. For lock on door, add OP-LOCK-ADD for \$127.

Personal Storage Cabinet with File/File Pedestal



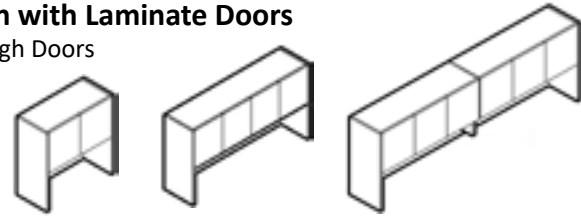
Right Model Shown

Model Number		Depth	Width	Height	
Left Model	Right Model				
SX-PSB2-2454-L-A1	SX-PSB2-2454-R-A1	24	16	54	\$2,020
SX-PSB2-2460-L-A1	SX-PSB2-2460-R-A1	24	16	60	\$2,040
SX-PSB2-2466-L-A1	SX-PSB2-2466-R-A1	24	16	66	\$2,099
SX-PSB2-2472-L-A1	SX-PSB2-2472-R-A1	24	16	72	\$2,216

- Top - 16" wide storage section with one adjustable shelf.
- Bottom -- File/File Pedestal. Lock standard on pedestal only.
- Door is outset on side. For lock on door, add OP-LOCK-ADD for \$127.

Hutch with Laminate Doors

16" High Doors

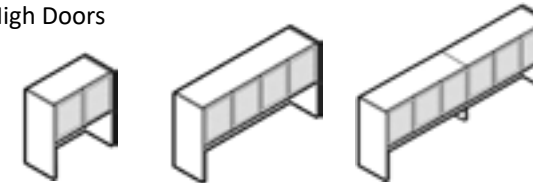


Model Number	Depth	Width	Height	
Two Door				
SX-HUDV-3036-A1	15	30	36	\$1,453
SX-HUDV-3636-A1	15	36	36	\$1,464
SX-HUDV-4236-A1	15	42	36	\$1,492
SX-HUDV-4836-A1	15	48	36	\$1,584
SX-HUDV-3042-A1	15	30	42	\$1,481
SX-HUDV-3642-A1	15	36	42	\$1,502
SX-HUDV-4242-A1	15	42	42	\$1,543
SX-HUDV-4842-A1	15	48	42	\$1,642
Four Door				
SX-HUDV-6036-A1	15	60	36	\$1,673
SX-HUDV-6636-A1	15	66	36	\$1,719
SX-HUDV-7236-A1	15	72	36	\$1,756
SX-HUDV-7836-A1	15	78	36	\$2,259
SX-HUDV-8436-A1	15	84	36	\$2,439
SX-HUDV-6042-A1	15	60	42	\$1,795
SX-HUDV-6642-A1	15	66	42	\$1,837
SX-HUDV-7242-A1	15	72	42	\$1,876
SX-HUDV-7842-A1	15	78	42	\$2,439
SX-HUDV-8442-A1	15	84	42	\$2,623
Six Door				
SX-HUDV-9036-A1	15	90	36	\$2,760
SX-HUDV-9636-A1	15	96	36	\$2,817
SX-HUDV-0236-A1	15	102	36	\$2,942
SX-HUDV-0836-A1	15	108	36	\$3,006
SX-HUDV-9042-A1	15	90	42	\$2,848
SX-HUDV-9642-A1	15	96	42	\$2,908
SX-HUDV-0242-A1	15	102	42	\$3,032
SX-HUDV-0842-A1	15	108	42	\$3,098

- Hutches have 14" deep side panels and 15" deep tops.
- Doors are outset on sides. Monitor clearance is 23" on 42" high hutches and 17" on 36" high hutches.
- Add OP-LOCK-ADD for \$127 per lock. One lock needed for 2-door units; two locks for 4-door units; four locks for 6-door units.
- Doors on hutch do not include pulls. See page 7 for options to add pulls.

Hutch with Aluminum Framed Frosted Acrylic Doors

16" High Doors



Model Number	Depth	Width	Height	
Two Door				
SX-HUDG-3036-A1	15	30	36	\$2,218
SX-HUDG-3636-A1	15	36	36	\$2,226
SX-HUDG-4236-A1	15	42	36	\$2,259
SX-HUDG-4836-A1	15	48	36	\$2,489
SX-HUDG-3042-A1	15	30	42	\$2,250
SX-HUDG-3642-A1	15	36	42	\$2,269
SX-HUDG-4242-A1	15	42	42	\$2,310
SX-HUDG-4842-A1	15	48	42	\$2,551
Four Door				
SX-HUDG-6036-A1	15	60	36	\$2,912
SX-HUDG-6636-A1	15	66	36	\$2,957
SX-HUDG-7236-A1	15	72	36	\$2,996
SX-HUDG-7836-A1	15	78	36	\$3,499
SX-HUDG-8436-A1	15	84	36	\$3,682
SX-HUDG-6042-A1	15	60	42	\$3,032
SX-HUDG-6642-A1	15	66	42	\$3,074
SX-HUDG-7242-A1	15	72	42	\$3,114
SX-HUDG-7842-A1	15	78	42	\$3,682
SX-HUDG-8442-A1	15	84	42	\$3,861
Six Door				
SX-HUDG-9036-A1	15	90	36	\$4,533
SX-HUDG-9636-A1	15	96	36	\$4,595
SX-HUDG-0236-A1	15	102	36	\$4,718
SX-HUDG-0836-A1	15	108	36	\$4,782
SX-HUDG-9042-A1	15	90	42	\$4,624
SX-HUDG-9642-A1	15	96	42	\$4,685
SX-HUDG-0242-A1	15	102	42	\$4,808
SX-HUDG-0842-A1	15	108	42	\$4,870

- Hutches have 14" deep side panels and 15" deep tops.
- Doors are outset on sides. Monitor clearance is 23" on 42" high hutches and 17" on 36" high hutches.
- Locks not available on acrylic doors.
- Doors on hutch do not include pulls. See page 7 for options to add pulls. Pull type 125 not compatible with acrylic doors.

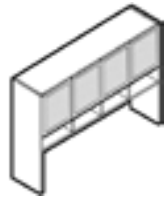
Store More Hutch with Laminate Doors



Model Number	Depth	Width	Height	
SX-PROS-6042-A1	15	60	42	\$2,113
SX-PROS-6642-A1	15	66	42	\$2,159
SX-PROS-7242-A1	15	72	42	\$2,201
SX-PROS-7842-A1	15	78	42	\$2,765

- 1-1/8" top. 3/4" side panels with outset doors.
- Sorter bins are 3.5" high. Number of openings must equal number of doors.
- Add OP-LOCK-ADD for \$127 per lock. Two locks needed for 4-door units.
- Doors on hutch do not include pulls. See page 7 for options to add pulls.

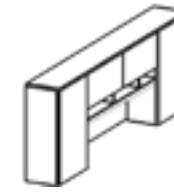
Store More Hutch with Aluminum Framed Frosted Acrylic Doors



Model Number	Depth	Width	Height	
SX-PRGS-6042-A1	15	60	42	\$3,355
SX-PRGS-6642-A1	15	66	42	\$3,399
SX-PRGS-7242-A1	15	72	42	\$3,437
SX-PRGS-7842-A1	15	78	42	\$4,004

- 1-1/8" top. 3/4" side panels with outset doors.
- Sorter bins are 3.5" high. Number of openings must equal number of doors.
- Locks cannot be added to acrylic door hutches.
- Doors on hutch do not include pulls. See page 7 for options to add pulls. Pull type 125 not compatible with acrylic doors.

Tower Hutch with Laminate Doors and Mail Slots



Model Number	Depth	Width	Height	
SX-PTR2-A142-A1	15	72	42	\$2,632
SX-PTG2-A142-A1	15	78	42	\$3,236

- 1-1/8" top. 3/4" side panels with outset doors.
- Sorter bins are 3.5" high. Number of openings must equal number of doors.
- Tower doors include pulls. Middle doors on hutch do not include pulls. See page 7 for options to add pulls.

Tower Hutch with Aluminum Framed Acrylic and Mail Slots



Model Number	Depth	Width	Height	
SX-PTG2-A142-A1	15	72	42	\$4,243
SX-PTG2-A142-A1	15	78	42	\$4,849

- 1-1/8" top. 3/4" side panels with outset doors.
- Locks not available on acrylic doors.
- Sorter bins are 3.5" high. Number of openings must equal number of doors.
- Tower doors include pulls. Middle doors do not include pulls. See page 7 for options to add pulls. Pull type 125 not compatible with acrylic doors.

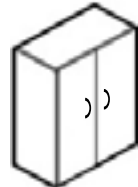
Bookcase Hutch



Model Number	Depth	Width	Height	
SX-BHTC-3236-A1	15	32	36	\$798
SX-BHTC-3636-A1	15	36	36	\$847
SX-BHTC-3242-A1	15	32	42	\$824
SX-BHTC-3642-A1	15	36	42	\$886

- Hutchers have 14" end panels and 15" tops.
- 1-1/8" top and shelves. 3/4" side panels.

Bookcase Hutch with Laminate Doors



Model Number	Depth	Width	Height	
SX-BHTL-3236-A1	15	32	36	\$1,202
SX-BHTL-3636-A1	15	36	36	\$1,252
SX-BHTL-3242-A1	15	32	42	\$1,230
SX-BHTL-3642-A1	15	36	42	\$1,293

- Hutchers have 14" end panels and 15" tops.
- Pulls standard. Please specify pulls.
- 1-1/8" top and shelves. 3/4" side panels.
- For lock, add OP-LOCK-ADD for \$127.

Bookcase Hutch with Aluminum Framed Frosted Acrylic Doors



Model Number	Depth	Width	Height	
SX-BHTG-3236-A1	15	32	36	\$1,965
SX-BHTG-3636-A1	15	36	36	\$2,017
SX-BHTG-3242-A1	15	32	42	\$1,998
SX-BHTG-3642-A1	15	36	42	\$2,058

- Hutchers have 14" end panels and 15" tops.
- Pulls standard. Please specify pulls. Pull type 125 not compatible with acrylic doors.
- 1-1/8" top and shelves. 3/4" side panels.
- Locks not available on acrylic doors.

Milano



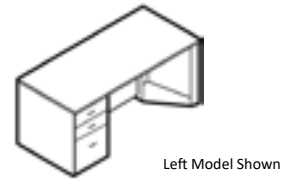
details

- 1-1/8" thick thermofuse laminate (TFL) tops for strength and durability.
- 2mm PVC edgebanding. Wood edge tops overhang the chassis by the thickness of the edge profile, increasing the overall width and depth. Sizes shown are nominal. (Width of units with group C edge detail shown as 72" is actually 74.5".)
- Wood grain on tops runs from side to side on returns and bridges, up to 60", to match desk and credenza tops. Grain runs vertically on pedestals and false pedestals, and runs horizontally on modesty panels.
- Pedestal-supported construction with recessed inset modesty panels on all desks.
- Standard with 1/2" reveal line in silver metallic below tops and on pedestal base. Optional black or white reveal for no additional charge.
- False (open) pedestal on single pedestal desks can be used for CPU storage.
- Drawers with 46mm height ball bearing extension slides for smooth and instant access to all contents.
- Maple print drawer interiors standard. Solid wood drawer interior upgrade available.
- Adjustable leveling glides on all units, except hutches and overheads.
- Combine up to two finishes on a single unit at no additional charge. See pages 4-6 for laminate finish options.
- Core removable face locks standard on pedestals, lateral files and file centers. Locks optional on all units with hinged doors, such as hutches and storage cabinets.
- Hardware pulls standard on all drawers. If no pull is specified, 101-BL will be provided. See page 7 for complete selection of pulls. There is no upcharge for premium pulls on items in the Milano collection.
- On hutches, two center doors are wider than the two outer doors.
- Custom sizes and configurations may be available. Contact quoting department for pricing.

table of contents

Laminates	4-5
HPL Upcharges	6
Pull Options	7
Edge Profiles and Grain Direction	8-9
Options and Upgrades	10-11
Desk Units	148-151
Return Units	152-153
Bridge Units	154
Credenza Units	155-156
Lateral Filing Cabinets	157
Bookcases	158
Storage Cabinets	159
Hutch Units	160-163
Terms and Conditions	164
Warranty	165

Single Pedestal Desk - Box/Box/File Ped



Model Number	Depth	Width	Height	A	B	C
--------------	-------	-------	--------	---	---	---



Style A: Laminate Modesty Panel

Left Model	Right Model	Depth	Width	Height	A	B	C
MN-SPDA-3066-L-??	MN-SPDA-3066-R-??	30	66	29	\$1,999	\$2,423	\$2,632
MN-SPDA-3072-L-??	MN-SPDA-3072-R-??	30	72	29	\$2,006	\$2,445	\$2,650
MN-SPDA-3672-L-??	MN-SPDA-3672-R-??	36	72	29	\$2,061	\$2,503	\$2,708
MN-SPDA-3678-L-??	MN-SPDA-3678-R-??	36	78	29	\$2,462	\$2,907	\$3,114



Style B: Silver Metallic Modesty Panel

Left Model	Right Model	Depth	Width	Height	A	B	C
MN-SPDB-3066-L-??	MN-SPDB-3066-R-??	30	66	29	\$2,187	\$2,622	\$2,824
MN-SPDB-3072-L-??	MN-SPDB-3072-R-??	30	72	29	\$2,201	\$2,642	\$2,848
MN-SPDB-3672-L-??	MN-SPDB-3672-R-??	36	72	29	\$2,254	\$2,696	\$2,903
MN-SPDB-3678-L-??	MN-SPDB-3678-R-??	36	78	29	\$2,652	\$3,102	\$3,308

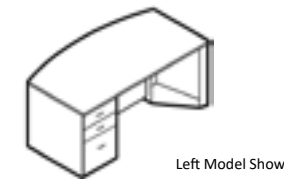


Style C: Frosted Acrylic Modesty Panel

Left Model	Right Model	Depth	Width	Height	A	B	C
MN-SPDC-3066-L-??	MN-SPDC-3066-R-??	30	66	29	\$2,904	\$3,351	\$3,556
MN-SPDC-3072-L-??	MN-SPDC-3072-R-??	30	72	29	\$2,915	\$3,373	\$3,576
MN-SPDC-3672-L-??	MN-SPDC-3672-R-??	36	72	29	\$2,969	\$3,427	\$3,632
MN-SPDC-3678-L-??	MN-SPDC-3678-R-??	36	78	29	\$3,369	\$3,834	\$4,037

- Specify if unit is standalone.
 - Add OP-PEDL-09 to switch Box-Box-File Pedestal to File-File pedestal for no charge.

Fantop Single Pedestal Desk - Box/Box/File Ped



Model Number	Depth	Width	Height	A	B	C
--------------	-------	-------	--------	---	---	---



Style A: Laminate Modesty Panel

Left Model	Right Model	Depth	Width	Height	A	B	C
MN-SPFA-3072-L-??	MN-SPFA-3072-R-??	30-36	72	29	\$2,371	\$2,876	\$3,269
MN-SPFA-3672-L-??	MN-SPFA-3672-R-??	36-42	72	29	\$2,423	\$2,935	\$3,335
MN-SPFA-3678-L-??	MN-SPFA-3678-R-??	36-42	78	29	\$2,822	\$3,339	\$3,753



Style B: Silver Metallic Modesty Panel

Left Model	Right Model	Depth	Width	Height	A	B	C
MN-SPFB-3072-L-??	MN-SPFB-3072-R-??	30-36	72	29	\$2,563	\$3,072	\$3,463
MN-SPFB-3672-L-??	MN-SPFB-3672-R-??	36-42	72	29	\$2,616	\$3,129	\$3,530
MN-SPFB-3678-L-??	MN-SPFB-3678-R-??	36-42	78	29	\$3,016	\$3,535	\$3,946

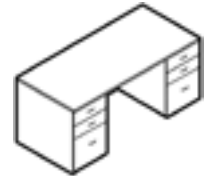


Style C: Frosted Acrylic Modesty Panel

Left Model	Right Model	Depth	Width	Height	A	B	C
MN-SPFC-3072-L-??	MN-SPFC-3072-R-??	30-36	72	29	\$3,277	\$3,801	\$4,191
MN-SPFC-3672-L-??	MN-SPFC-3672-R-??	36-42	72	29	\$3,334	\$3,857	\$4,258
MN-SPFC-3678-L-??	MN-SPFC-3678-R-??	36-42	78	29	\$3,733	\$4,263	\$4,676

- Specify if unit is standalone.
 - Fantop adds 6" to workspace depth at center.
 - Add OP-PEDL-09 to switch Box-Box-File Pedestal to File-File pedestal for no charge.

Double Pedestal Desk - Box/Box/File Peds



Model Number	Depth	Width	Height	A	B	C
--------------	-------	-------	--------	---	---	---



Style A: Laminate Modesty Panel

MN-DPXA-3066-??	30	66	29	\$2,644	\$3,085	\$3,250
MN-DPXA-3072-??	30	72	29	\$2,664	\$3,106	\$3,270
MN-DPXA-3672-??	36	72	29	\$2,730	\$3,174	\$3,338
MN-DPXA-3678-??	36	78	29	\$3,106	\$3,558	\$3,721



Style B: Silver Metallic Modesty Panel

MN-DPXB-3066-??	30	66	29	\$2,837	\$3,279	\$3,446
MN-DPXB-3072-??	30	72	29	\$2,854	\$3,302	\$3,465
MN-DPXB-3672-??	36	72	29	\$2,923	\$3,368	\$3,534
MN-DPXB-3678-??	36	78	29	\$3,300	\$3,754	\$3,918



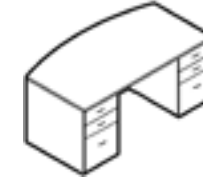
Style C: Frosted Acrylic Modesty Panel

MN-DPXC-3066-??	30	66	29	\$3,551	\$4,012	\$4,174
MN-DPXC-3072-??	30	72	29	\$3,573	\$4,030	\$4,193
MN-DPXC-3672-??	36	72	29	\$3,639	\$4,098	\$4,262
MN-DPXC-3678-??	36	78	29	\$4,015	\$4,481	\$4,646

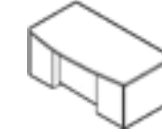
- Specify if unit is standalone.

- Add OP-PEDL-09 to switch Box-Box-File Pedestal to File-File pedestal for no charge.

Fantop Double Pedestal Desk - Box/Box/File Peds

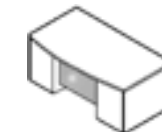


Model Number	Depth	Width	Height	A	B	C
--------------	-------	-------	--------	---	---	---



Style A: Laminate Modesty Panel

MN-DPFA-3072-??	30-36	72	29	\$3,026	\$3,709	\$3,872
MN-DPFA-3672-??	36-42	72	29	\$3,094	\$3,776	\$3,939
MN-DPFA-3678-??	36-42	78	29	\$3,472	\$4,159	\$4,322



Style B: Silver Metallic Modesty Panel

MN-DPFB-3072-??	30-36	72	29	\$3,220	\$3,903	\$4,067
MN-DPFB-3672-??	36-42	72	29	\$3,285	\$3,970	\$4,134
MN-DPFB-3678-??	36-42	78	29	\$3,661	\$4,354	\$4,521



Style C: Frosted Acrylic Modesty Panel

MN-DPFC-3072-??	30-36	72	29	\$3,936	\$4,634	\$4,790
MN-DPFC-3672-??	36-42	72	29	\$4,002	\$4,700	\$4,863
MN-DPFC-3678-??	36-42	78	29	\$4,379	\$5,083	\$5,248

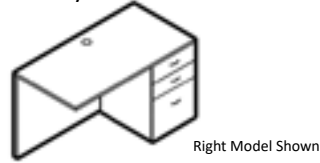
- Specify if unit is standalone.

- Fantop adds 6" to workspace depth at center.

- Add OP-PEDL-09 to switch Box-Box-File Pedestal to File-File pedestal for no charge.

Return - Box/Box/File

Full Height Modesty

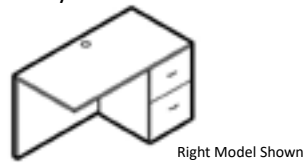


Model Number	Depth	Width	Height	A	B	C	
Left Model	Right Model						
MN-RBBF-2436-L-??	MN-RBBF-2436-R-??	24	36	29	\$1,553	\$1,868	\$2,039
MN-RBBF-2442-L-??	MN-RBBF-2442-R-??	24	42	29	\$1,580	\$1,896	\$2,065
MN-RBBF-2448-L-??	MN-RBBF-2448-R-??	24	48	29	\$1,608	\$1,924	\$2,095
MN-RBBF-2454-L-??	MN-RBBF-2454-R-??	24	54	29	\$1,702	\$2,019	\$2,190

- Grommet included on worksurface and modesty panel.
- For 10" modesty panel with finished pedestal back, add OP-LMDP-10 for \$140.

Return with File/File Ped

Full Height Modesty

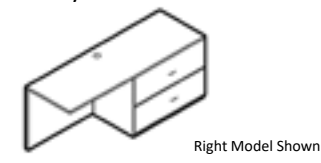


Model Number	Depth	Width	Height	A	B	C	
Left Model	Right Model						
MN-RFFL-2436-L-??	MN-RFFL-2436-R-??	24	36	29	\$1,553	\$1,868	\$2,039
MN-RFFL-2442-L-??	MN-RFFL-2442-R-??	24	42	29	\$1,580	\$1,896	\$2,065
MN-RFFL-2448-L-??	MN-RFFL-2448-R-??	24	48	29	\$1,608	\$1,924	\$2,095
MN-RFFL-2454-L-??	MN-RFFL-2454-R-??	24	54	29	\$1,702	\$2,019	\$2,190

- Grommet included on worksurface and modesty panel.
- For 10" modesty panel with finished pedestal back, add OP-LMDP-10 for \$140.

Return with 32" Wide Lateral File Ped

Full Height Modesty

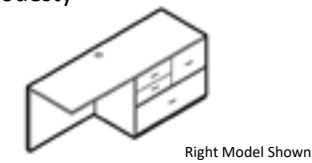


Model Number	Depth	Width	Height	A	B	C	
Left Model	Right Model						
MN-RTLFL-2442-L-??	MN-RTLFL-2442-R-??	24	42	29	\$1,989	\$2,315	\$2,487
MN-RTLFL-2448-L-??	MN-RTLFL-2448-R-??	24	48	29	\$2,019	\$2,343	\$2,514
MN-RTLFL-2454-L-??	MN-RTLFL-2454-R-??	24	54	29	\$2,112	\$2,439	\$2,609
MN-RTLFL-2460-L-??	MN-RTLFL-2460-R-??	24	60	29	\$2,221	\$2,567	\$2,742

- Letter filing is two rows front to back; legal filing is side to side.
- Grommet included on worksurface and modesty panel.
- For 10" modesty panel with finished pedestal back, add OP-LMDP-10 for \$140.
- Lateral file drawers have a maximum weight capacity of 50 lbs.

Return with 32" Wide File Center Ped

Full Height Modesty



Model Number	Depth	Width	Height	A	B	C	
Left Model	Right Model						
MN-RTFC-2442-L-??	MN-RTFC-2442-R-??	24	42	29	\$2,216	\$2,543	\$2,713
MN-RTFC-2448-L-??	MN-RTFC-2448-R-??	24	48	29	\$2,243	\$2,571	\$2,743
MN-RTFC-2454-L-??	MN-RTFC-2454-R-??	24	54	29	\$2,337	\$2,669	\$2,837
MN-RTFC-2460-L-??	MN-RTFC-2460-R-??	24	60	29	\$2,449	\$2,795	\$2,969

- Box drawers do not lock.
- On bottom drawer, letter filing is two rows front to back; legal filing is side to side.
- Grommet included on worksurface and modesty panel.
- For 10" modesty panel with finished pedestal back, add OP-LMDP-10 for \$140.
- Lateral file drawers have a maximum weight capacity of 50 lbs.

Bridge

Full Height Modesty

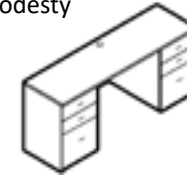


Model Number	Depth	Width	Height	A	B	C
MN-BRDG-1924-??	19	24	29	\$757	\$964	\$1,107
MN-BRDG-1930-??	19	30	29	\$767	\$975	\$1,119
MN-BRDG-1936-??	19	36	29	\$777	\$991	\$1,134
MN-BRDG-1942-??	19	42	29	\$792	\$1,010	\$1,153
MN-BRDG-1948-??	19	48	29	\$813	\$1,030	\$1,169
MN-BRDG-1954-??	19	54	29	\$830	\$1,045	\$1,189
MN-BRDG-1960-??	19	60	29	\$882	\$1,098	\$1,242
MN-BRDG-2424-??	24	24	29	\$813	\$1,030	\$1,169
MN-BRDG-2430-??	24	30	29	\$844	\$1,058	\$1,201
MN-BRDG-2436-??	24	36	29	\$882	\$1,098	\$1,242
MN-BRDG-2442-??	24	42	29	\$899	\$1,117	\$1,259
MN-BRDG-2448-??	24	48	29	\$921	\$1,140	\$1,281
MN-BRDG-2454-??	24	54	29	\$991	\$1,208	\$1,352
MN-BRDG-2460-??	24	60	29	\$1,033	\$1,248	\$1,391

- Milano bridges have no reveal line on base of modesty panel.
- Bridges ship flat to save space. Hinged modesty panel for easy install.
- Grommet standard in position 2 of top and modesty panel.

Kneehole Credenza - Box/Box/File Peds

Full Height Modesty

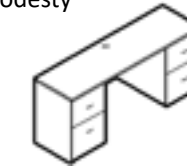


Model Number	Depth	Width	Height	A	B	C
MN-CBBF-2466-??	24	66	29	\$2,337	\$2,713	\$2,865
MN-CBBF-2472-??	24	72	29	\$2,416	\$2,795	\$2,947
MN-CBBF-2478-??	24	78	29	\$2,764	\$3,150	\$3,303

- Designed to go against a wall. No wood edge on back for groups B and C edge details.
- Use OP-FLSH-L/R for \$120 to specify a flush left or right unit to abut another piece. Use OP-FLSH-BOTH for \$239 for 2 flat sides.
- For 10" modesty panel with finished pedestal back, add OP-LMDP-10 for \$140.
- Add OP-PEDL-09 to switch Box-Box-File Pedestal to File-File pedestal for no charge.
- Grommet standard on worksurface only.

Kneehole Credenza - File/File Peds

Full Height Modesty

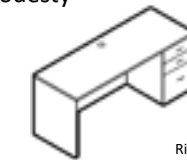


Model Number	Depth	Width	Height	A	B	C
MN-CFFF-2466-??	24	66	29	\$2,337	\$2,713	\$2,865
MN-CFFF-2472-??	24	72	29	\$2,416	\$2,795	\$2,947
MN-CFFF-2478-??	24	78	29	\$2,764	\$3,150	\$3,303

- Designed to go against a wall. No wood edge on back for groups B and C edge details.
- Use OP-FLSH-L/R for \$120 to specify a flush left or right unit to abut another piece. Use OP-FLSH-BOTH for \$239 for 2 flat sides.
- For 10" modesty panel with finished pedestal back, add OP-LMDP-10 for \$140.
- Add OP-PEDL-09 to switch Box-Box-File Pedestal to File-File pedestal for no charge.
- Grommet standard on worksurface only.

Single Ped Credenza - Box/Box/File Ped

Full Height Modesty



Right Model Shown

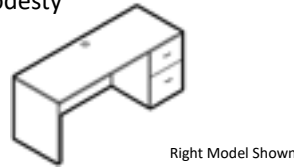


Model Number	Depth	Width	Height	A	B	C
Left Model Right Model						
MN-SPC2-2466-L-?? MN-SPC2-2466-R-??	24	66	29	\$1,737	\$2,121	\$2,184
MN-SPC2-2472-L-?? MN-SPC2-2472-R-??	24	72	29	\$1,796	\$2,184	\$2,317
MN-SPC2-2478-L-?? MN-SPC2-2478-R-??	24	78	29	\$2,139	\$2,531	\$2,664

- Designed to go against a wall. No wood edge on back for groups B and C edge details.
- Use OP-FLSH-L/R for \$120 to specify a flush left or right unit to abut another piece. Use OP-FLSH-BOTH for \$239 for 2 flat sides.
- For 10" modesty panel with finished pedestal back, add OP-LMDP-10 for \$140.
- Grommet standard on worksurface only.

Single Ped Credenza - File/File Ped

Full Height Modesty



Right Model Shown

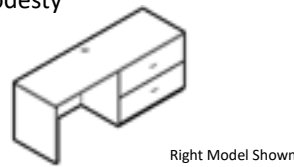


Model Number	Depth	Width	Height	A	B	C	
Left Model	Right Model						
MN-SPC5-2466-L-??	MN-SPC5-2466-R-??	24	66	29	\$1,737	\$2,121	\$2,254
MN-SPC5-2472-L-??	MN-SPC5-2472-R-??	24	72	29	\$1,796	\$2,184	\$2,317
MN-SPC5-2478-L-??	MN-SPC5-2478-R-??	24	78	29	\$2,139	\$2,531	\$2,664

- Designed to go against a wall. No wood edge on back for groups B and C edge details. Grommet standard on worksurface only.
- Use OP-FLSH-L/R for \$120 to specify a flush left or right unit to abut another piece. Use OP-FLSH-BOTH for \$239 for 2 flat sides.
- For 10" modesty panel with finished pedestal back, add OP-LMDP-10 for \$140.
- Lateral file drawers have a maximum weight capacity of 50 lbs.

Single Ped Credenza - 36" Wide Lateral File Ped

Full Height Modesty



Right Model Shown

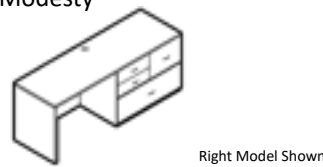


Model Number	Depth	Width	Height	A	B	C	
Left Model	Right Model						
MN-SPC3-2466-L-??	MN-SPC3-2466-R-??	24	66	29	\$2,150	\$2,542	\$2,675
MN-SPC3-2472-L-??	MN-SPC3-2472-R-??	24	72	29	\$2,209	\$2,602	\$2,732
MN-SPC3-2478-L-??	MN-SPC3-2478-R-??	24	78	29	\$2,549	\$2,949	\$3,083

- Designed to go against a wall. No wood edge on back for groups B and C edge details. Grommet standard on worksurface only.
- Use OP-FLSH-L/R for \$120 to specify a flush left or right unit to abut another piece. Use OP-FLSH-BOTH for \$239 for 2 flat sides.
- For 10" modesty panel with finished pedestal back, add OP-LMDP-10 for \$140.
- Legal and letter filing can be two rows front to back, or legal only side to side.
- Lateral file drawers have a maximum weight capacity of 50 lbs.

Single Ped Credenza - 32" File Center Ped

Full Height Modesty



Right Model Shown



Model Number	Depth	Width	Height	A	B	C	
Left Model	Right Model						
MN-SPC4-2466-L-??	MN-SPC4-2466-R-??	24	66	29	\$2,279	\$2,662	\$2,791
MN-SPC4-2472-L-??	MN-SPC4-2472-R-??	24	72	29	\$2,338	\$2,720	\$2,848
MN-SPC4-2478-L-??	MN-SPC4-2478-R-??	24	78	29	\$2,666	\$3,055	\$3,184

- Box drawers always on left of pedestal. Box drawers do not lock. Grommet standard on worksurface only.
- Designed to go against a wall. No wood edge on back. Use OP-FLSH-L/R for \$120 to specify a flush left or right unit to abut another piece. Use OP-FLSH-BOTH for \$239 for 2 flat sides.
- For 10" modesty panel with finished pedestal back, add OP-LMDP-10 for \$140.
- Lateral file drawers have a maximum weight capacity of 50 lbs.

Two Drawer Lateral File Cabinet

36" Wide



Model Number	Depth	Width	Height	A	B	C
MN-LF2D-1929-??	19	36	29	\$1,550	\$1,855	\$1,932
MN-LF2D-2429-??	24	36	29	\$1,625	\$1,955	\$2,020

- Adjustable bars allow for two rows front-to-back, letter or legal size files.
- Units have anti-tip safety mechanism.
- Has top and base reveal line.
- No wood edge on back for groups B and C edge details.
- Use OP-FLSH-L/R for \$120 to specify a flush left or right unit to abut another piece. Use OP-FLSH-BOTH for \$239 for 2 flat sides.
- Lateral file drawers have a maximum weight capacity of 50 lbs.

Three Drawer Lateral File Cabinet

36" Wide



Model Number	Depth	Width	Height	A	B	C
MN-LF3D-1942-??	19	36	42	\$2,710	\$3,113	\$3,208
MN-LF3D-2442-??	24	36	42	\$2,818	\$3,208	\$3,294

- Adjustable internal bars allow for two rows front-to-back, letter or legal size hanging files.
- 3 & 4-drawer units have anti-tip safety mechanism.
- Has top and base reveal line.
- No wood edge on back for groups B and C edge details.
- Use OP-FLSH-L/R for \$120 to specify a flush left or right unit to abut another piece. Use OP-FLSH-BOTH for \$239 for 2 flat sides.
- Lateral file drawers have a maximum weight capacity of 50 lbs.

Four Drawer Lateral File Cabinet

36" Wide



Model Number	Depth	Width	Height	A	B	C
MN-LF4D-1954-??	19	36	54	\$3,350	\$3,653	\$3,729
MN-LF4D-2454-??	24	36	54	\$3,512	\$3,828	\$3,895

- Adjustable internal bars allow for two rows front-to-back, letter or legal size hanging files.
- 3 & 4-drawer units have anti-tip safety mechanism.
- Has top and base reveal line.
- No wood edge on back for groups B and C edge details.
- Use OP-FLSH-L/R for \$120 to specify a flush left or right unit to abut another piece. Use OP-FLSH-BOTH for \$239 for 2 flat sides.
- Lateral file drawers have a maximum weight capacity of 50 lbs.

File Center Cabinet

32" Wide



Model Number	Depth	Width	Height	A	B	C
MN-FCCB-1929-??	19	32	29	\$1,949	\$2,140	\$2,293
MN-FCCB-2429-??	24	32	29	\$2,025	\$2,219	\$2,371

- Box drawers do not lock. Box drawers always on left side.
- Has top and base reveal line. No wood edge on back for groups B and C edge details.
- Lateral file drawers have a maximum weight capacity of 50 lbs.
- Use OP-FLSH-L/R for \$120 to specify a flush left or right unit to abut another piece. Use OP-FLSH-BOTH for \$239 for 2 flat sides.

Bookcases

15" Deep



Model Number	Depth	Width	Height	A	B	C
MN-BCS3-3629-??	15	36	29	\$870	\$1,092	\$1,239
MN-BCS3-3642-??	15	36	42	\$1,028	\$1,250	\$1,400
MN-BCS3-3648-??	15	36	48	\$1,060	\$1,280	\$1,432
MN-BCS3-3660-??	15	36	60	\$1,195	\$1,421	\$1,573
MN-BCS3-3672-??	15	36	72	\$1,438	\$1,666	\$1,816
MN-BCS3-3684-??	15	36	84	\$1,713	\$1,949	\$2,101

- 29" has one shelf; 42" & 48" have two shelves, 60" has three, 72" has four, 84" has five.
- Has top and base reveal line. No wood edge on back for groups B and C edge details.
- Use OP-FLSH-L/R for \$120 to specify a flush left or right unit to abut another piece. Use OP-FLSH-BOTH for \$239 for 2 flat sides.

Lateral File with Bookcase Top



Model Number	Depth	Width	Height	A	B	C
MN-LFBT-1972-??	19	36	72	\$2,830	\$3,166	\$3,216
MN-LFBT-1984-??	19	36	84	\$3,294	\$3,642	\$3,691
MN-LFBT-2472-??	24	36	72	\$2,978	\$3,318	\$3,367
MN-LFBT-2484-??	24	36	84	\$3,445	\$3,793	\$3,841

- Has top and base reveal line. No wood edge on back for groups B and C edge details.
- Lateral file drawers have a maximum weight capacity of 50 lbs.
- Use OP-FLSH-L/R for \$120 to specify a flush left or right unit to abut another piece. Use OP-FLSH-BOTH for \$239 for 2 flat sides.

Lateral File and Storage Cabinet Combo

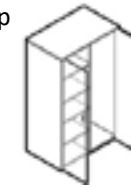


Model Number	Depth	Width	Height	A	B	C
MN-LFST-1972-??	19	36	72	\$3,265	\$3,610	\$3,662
MN-LFST-1984-??	19	36	84	\$3,729	\$4,084	\$4,136
MN-LFST-2472-??	24	36	72	\$3,413	\$3,762	\$3,812
MN-LFST-2484-??	24	36	84	\$3,878	\$4,236	\$4,285

- Adjustable shelf behind doors. For lock on doors, add OP-LOCK-ADD for \$127.
- Has top and base reveal line. No wood edge on back for groups B and C edge details.
- Lateral file drawers have a maximum weight capacity of 50 lbs.
- Use OP-FLSH-L/R for \$120 to specify a flush left or right unit to abut another piece. Use OP-FLSH-BOTH for \$239 for 2 flat sides.

Two Door Storage Cabinet with Divider and Partial Width Adjustable Shelves

24" Deep



Model Number	Depth	Width	Height	A	B	C
MN-SCMD-2472-??	24	36	72	\$2,685	\$2,986	\$3,048

- Includes hanging clothes rod. For lock, add OP-LOCK-ADD for \$127.
- Has top and base reveal line. No wood edge on back for groups B and C edge details.
- Use OP-FLSH-L/R for \$120 to specify a flush left or right unit to abut another piece. Use OP-FLSH-BOTH for \$239 for 2 flat sides.

Two Door Wardrobe Cabinet with One Shelf and Hanging Clothes Rod

24" Deep



Model Number	Depth	Width	Height	A	B	C
MN-WDRB-2472-??	24	36	72	\$2,329	\$2,619	\$2,686

- Includes hanging clothes rod. For lock, add OP-LOCK-ADD for \$127.
- Has top and base reveal line. No wood edge on back for groups B and C edge details.
- Use OP-FLSH-L/R for \$120 to specify a flush left or right unit to abut another piece. Use OP-FLSH-BOTH for \$239 for 2 flat sides.

Storage Cabinet with One Adjustable Shelf

36" Wide

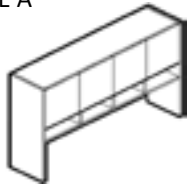


Model Number	Depth	Width	Height	A	B	C
MN-SCFW-2429-??	24	36	29	\$1,566	\$1,892	\$1,961

- Single adjustable shelf behind doors. For extra shelf add OP-SHLF-2 for \$185. For lock, add OP-LOCK-ADD for \$127.
- Has top and base reveal line.
- No wood edge on back for groups B and C edge details.
- Use OP-FLSH-L/R for \$120 to specify a flush left or right unit to abut another piece. Use OP-FLSH-BOTH for \$239 for 2 flat sides.

Hutch with Four Laminate Doors

STYLE A

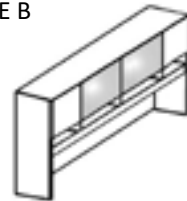


Model Number	Depth	Width	Height	A	B	C
MN-HDRA-6642-??	15	66	42	\$2,159	\$2,467	\$2,529
MN-HDRA-7242-??	15	72	42	\$2,201	\$2,518	\$2,582
MN-HDRA-7842-??	15	78	42	\$2,765	\$3,093	\$3,133

- 1-1/8" top. 3/4" side panels with outset doors.
- Sorter bins are 3.5" high. Number of openings must equal number of doors.
- No wood edge on back for groups B and C edge details.
- Use OP-FLSH-L/R for \$120 to specify a flush left or right unit to abut another piece. Use OP-FLSH-BOTH for \$239 for 2 flat sides.
- Add OP-LOCK-ADD for \$127 per lock. Two locks needed for 4-door units.
- Doors on hutch do not include pulls. See page 7 for options to add pulls.

Hutch with Outer Laminate Doors/Inner Metallic Doors

STYLE B

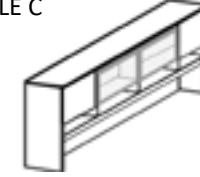


Model Number	Depth	Width	Height	A	B	C
MN-HDRB-6642-??	15	66	42	\$2,463	\$2,779	\$2,836
MN-HDRB-7242-??	15	72	42	\$2,501	\$2,824	\$2,889
MN-HDRB-7842-??	15	78	42	\$3,065	\$3,399	\$3,439

- 1-1/8" top. 3/4" side panels with outset doors.
- Sorter bins are 3.5" high. Number of openings must equal number of doors.
- No wood edge on back for groups B and C edge details.
- Use OP-FLSH-L/R for \$120 to specify a flush left or right unit to abut another piece. Use OP-FLSH-BOTH for \$239 for 2 flat sides.
- Add OP-LOCK-ADD for \$127 per lock. Two locks needed for 4-door units.
- Doors on hutch do not include pulls. See page 7 for options to add pulls.

Hutch with Outer Laminate Doors/Inner Acrylic Doors

STYLE C

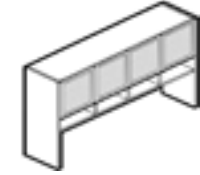


Model Number	Depth	Width	Height	A	B	C
MN-HDRC-6642-??	15	66	42	\$2,927	\$3,250	\$3,310
MN-HDRC-7242-??	15	72	42	\$2,964	\$3,300	\$3,357
MN-HDRC-7842-??	15	78	42	\$3,530	\$3,876	\$3,914

- 1-1/8" top. 3/4" side panels with outset doors.
- Sorter bins are 3.5" high. Number of openings must equal number of doors.
- No wood edge on back for groups B and C edge details.
- Use OP-FLSH-L/R for \$120 to specify a flush left or right unit to abut another piece. Use OP-FLSH-BOTH for \$239 for 2 flat sides.
- Add OP-LOCK-ADD for \$127 per lock. Two locks needed for this unit. Locks not available on acrylic doors.
- Doors on hutch do not include pulls. See page 7 for options to add pulls. Pull type 125 not compatible with acrylic doors.

Hutch with Four Aluminum Framed Frosted Acrylic Doors

STYLE F



Model Number	Depth	Width	Height	A	B	C
MN-HDRF-6642-??	15	66	42	\$3,399	\$3,733	\$3,793
MN-HDRF-7242-??	15	72	42	\$3,438	\$3,781	\$3,843
MN-HDRF-7842-??	15	78	42	\$4,003	\$4,358	\$4,395

- 1-1/8" top. 3/4" side panels with outset doors.
- Sorter bins are 3.5" high. Number of openings must equal number of doors.
- No wood edge on back for groups B and C edge details.
- Use OP-FLSH-L/R for \$120 to specify a flush left or right unit to abut another piece. Use OP-FLSH-BOTH for \$239 for 2 flat sides.
- Locks not available on acrylic doors.
- Doors on hutch do not include pulls. See page 7 for options to add pulls. Pull type 125 not compatible with acrylic doors.

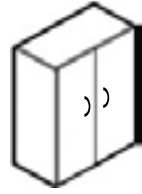
Bookcase Hutch



Model Number	Depth	Width	Height	A	B	C
MN-BHTC-3642-??	15	36	42	\$1,149	\$1,379	\$1,437

- 1-1/8" top and shelves. 3/4" side panels.
- No wood edge on back for groups B and C edge details.
- Use OP-FLSH-L/R for \$120 to specify a flush left or right unit to abut another piece. Use OP-FLSH-BOTH for \$239 for 2 flat sides.

Bookcase Hutch with Laminate Doors

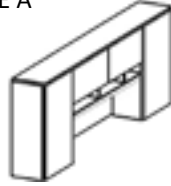


Model Number	Depth	Width	Height	A	B	C
MN-BHTL-3642-??	15	36	42	\$1,560	\$1,787	\$1,851

- Hutches have 14" deep side panels and 15" deep tops.
- Pulls standard. Please specify pulls.
- Two shelves only.
- 1-1/8" top and shelves. 3/4" side panels.
- For lock, add OP-LOCK-ADD for \$127.
- No wood edge on back for groups B and C edge details. Use OP-FLSH-L/R for \$120 to specify a flush left or right unit to abut another piece. Use OP-FLSH-BOTH for \$239 for 2 flat sides.

Tower Hutch with Laminate Doors and Mail Slots

STYLE A

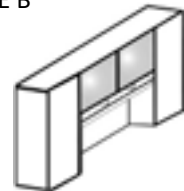


Model Number	Depth	Width	Height	A	B	C
MN-HTRA-7242-??	15	72	42	\$2,835	\$3,217	\$3,373
MN-HTRA-7842-??	15	78	42	\$3,438	\$3,833	\$3,987

- 1-1/8" top. 3/4" side panels with outset doors.
- Sorter bins are 3.5" high. Number of openings must equal number of doors.
- No wood edge on back for groups B and C edge details.
- Use OP-FLSH-L/R for \$120 to specify a flush left or right unit to abut another piece. Use OP-FLSH-BOTH for \$239 for 2 flat sides.
- Add OP-LOCK-ADD for \$127 per lock. Three locks needed for this unit.
- Tower doors include pulls. Middle doors on hutch do not include pulls. See page 7 for options to add pulls.

Tower Hutch with Outer Laminate Doors/Inner Metallic Doors and Mail Slots

STYLE B

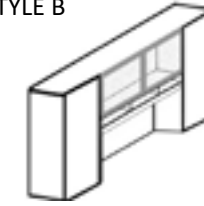


Model Number	Depth	Width	Height	A	B	C
MN-HTRB-7242-??	15	72	42	\$2,964	\$3,351	\$3,505
MN-HTRB-7842-??	15	78	42	\$3,569	\$3,964	\$4,118

- 1-1/8" top. 3/4" side panels with outset doors.
- Sorter bins are 3.5" high. Number of openings must equal number of doors.
- No wood edge on back for groups B and C edge details.
- Use OP-FLSH-L/R for \$120 to specify a flush left or right unit to abut another piece. Use OP-FLSH-BOTH for \$239 for 2 flat sides.
- Add OP-LOCK-ADD for \$127 per lock. Three locks needed for this unit.
- Tower doors include pulls. Middle doors on hutch do not include pulls. See page 7 for options to add pulls.

Tower Hutch with Outer Laminate Doors/Inner Acrylic Doors and Mail Slots

STYLE B



Model Number	Depth	Width	Height	A	B	C
MN-HTRC-7242-??	15	72	42	\$3,598	\$3,996	\$4,149
MN-HTRC-7842-??	15	78	42	\$4,203	\$4,614	\$4,767

- 1-1/8" top. 3/4" side panels with outset doors.
- Add OP-LOCK-ADD for \$127 per lock. Two locks needed for this unit. Locks not available on acrylic doors.
- Sorter bins are 3.5" high. Number of openings must equal number of doors.
- No wood edge on back for groups B and C edge details.
- Use OP-FLSH-L/R for \$120 to specify a flush left or right unit to abut another piece. Use OP-FLSH-BOTH for \$239 for 2 flat sides.
- Tower doors include pulls. Middle doors do not include pulls. See page 7 for options to add pulls. Pull type 125 not compatible with acrylic doors.

Tower Hutch with Aluminum Framed Acrylic and Mail Slots



Model Number	Depth	Width	Height	A	B	C
MN-HTRF-7242-??	15	72	42	\$4,648	\$5,066	\$5,223
MN-HTRF-7842-??	15	78	42	\$5,253	\$5,683	\$5,835

- 1-1/8" top. 3/4" side panels with outset doors.
- Locks not available on acrylic doors.
- Sorter bins are 3.5" high. Number of openings must equal number of doors.
- No wood edge on back for groups B and C edge details.
- Use OP-FLSH-L/R for \$120 to specify a flush left or right unit to abut another piece. Use OP-FLSH-BOTH for \$239 for 2 flat sides.
- Tower doors include pulls. Middle doors do not include pulls. See page 7 for options to add pulls. Pull type 125 not compatible with acrylic doors.

Please visit [Deskmakers.com](https://deskmakers.com) to view our current **Terms and Conditions**.

Please visit [Deskmakers.com](https://deskmakers.com) to view our current **Warranty**.

Showroom Locations

Los Angeles

DeskMakers Headquarters
6525 Flotilla Street
Commerce, CA 90040

DeskMakers

Phone: 323.264.2260 | Fax: 323.725.6960
www.deskmakers.com